

**OX2114B-D3-2-20.000-3.3**



### ELECTRICAL SPECIFICATIONS

PARAMETER	SYMBOL	CONDITION	VALUE			UNIT
			Min.	Typ.	Max.	
Nominal Frequency	$f_0$		20.000			MHz
Supply Voltage	$V_s$	$V_s \pm 5\%$ @ 25°C	3.135	3.3	3.465	V
Power Consumption	$P_s$	Steady state, @ 25°C			300	mA
	$P_{s,w}$	During warm-up, @ 25°C			800	mA
Warm-up Time	$t_w$	$V_s$ , nom. / $V_c=1.65V$ / $T_a=+25^\circ C$ within $\pm 50$ ppb of final frequency with reference after 1 hours on			3	min
Frequency Calibration	$\Delta f/f_0$	$V_c=1.65V$ / @ 25°C, after 15mins power on ref. to nominal frequency and within 90 days storage.			$\pm 0.2$	ppm
Frequency Stability vs. Temperature	$\Delta f/f_0 (T_a)$	$T_a = -40^\circ C \dots +85^\circ C$ , measurement referenced to 25°C			$\pm 0.02$	ppm
Frequency Stability vs. Supply Voltage	$\Delta f/f_0 (\Delta V_{CC})$	$T_a=25^\circ C$ , $V_s \pm 5\%$ , load=15pF			$\pm 0.05$	ppm
Frequency Stability vs. Load Change	$\Delta f/f_0 (\Delta I)$	per % load change, max.: 5%			$\pm 0.05$	ppm
Short Tem Stability		After power on 1 hour			0.05	ppb/s
Aging, after 30 days of operation	$\Delta f/\Delta t_d$	Daily	-2.0		+2.0	ppb
	$\Delta f/\Delta t_y$	First year	-300		+300	ppb
	$\Delta f/\Delta t_y$	10 years	-1.5		+1.5	ppm
Operating Temperature	$T_a$		-40		85	°C
Storage Temperature	$T_{(stg)}$	Absolute max	-55		105	°C

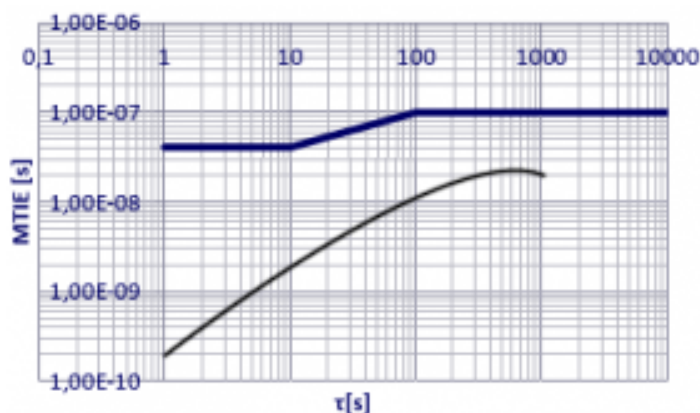
### OX2114B-D3-2-20.000-3.3

#### PHASE NOISE

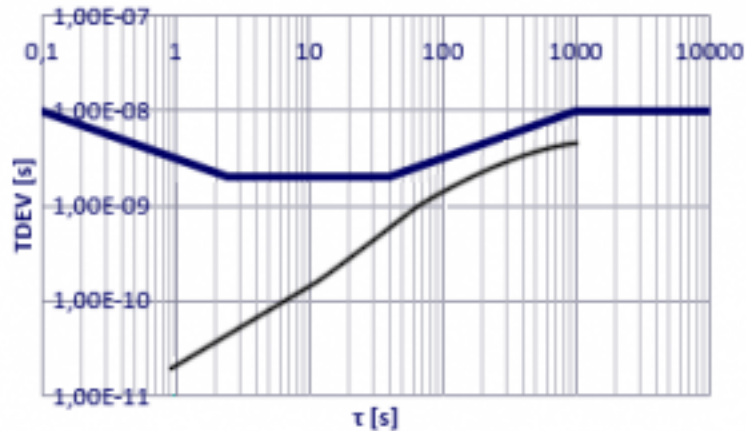
PARAMETER	SYMBOL	CONDITION	VALUE			UNIT
			Min.	Typ. / Nom.*	Max.	
@1 Hz Offset	$\mathcal{L}(\Delta f)$				-70	dBc/Hz
@10 Hz Offset	$\mathcal{L}(\Delta f)$				-95	dBc/Hz
@100 Hz Offset	$\mathcal{L}(\Delta f)$				-122	dBc/Hz
@1 kHz Offset	$\mathcal{L}(\Delta f)$				-135	dBc/Hz
@10 kHz Offset	$\mathcal{L}(\Delta f)$				-145	dBc/Hz
@100 kHz Offset	$\mathcal{L}(\Delta f)$				-150	dBc/Hz

#### CMOS OUTPUT CHARACTERISTICS

PARAMETER	SYMBOL	CONDITION	VALUE			UNIT
			Min.	Typ.	Max.	
Output Levels	VOH/VOL	$V_{CC} = 3.3V$ , load = 15pF		2.4/0.4		V
Duty Cycle	DC	load = 15pF		45/55		%
Rise/Fall Time	$t_r/t_f$	10% ~ 90% Vout			5	ns
Load				15	±5%	pF



## OX2114B-D3-2-20.000-3.3

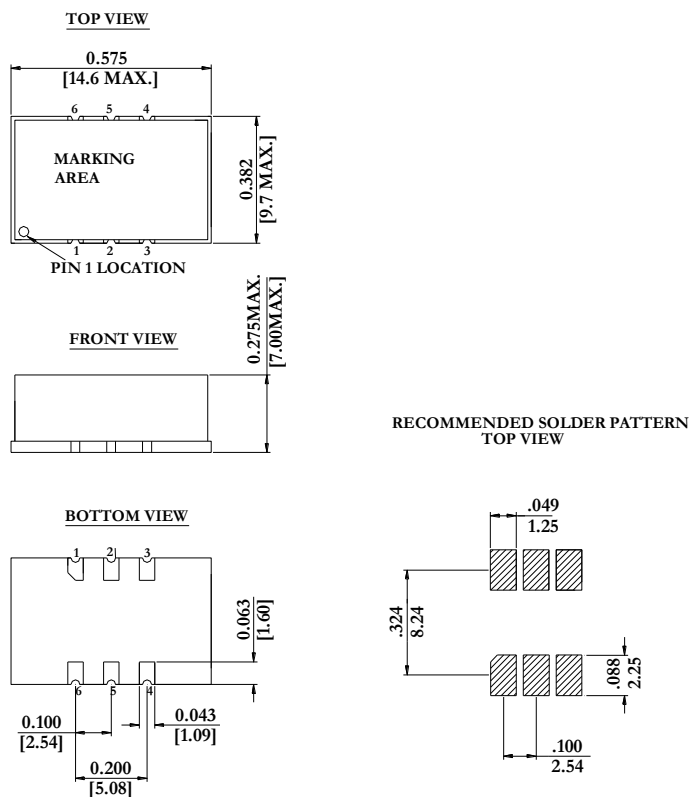


### ENVIRONMENTAL MECHANICAL CONDITIONS

Storage temperature range	-55°C to +105°C
Drop Test	The test shall be carried out as the provisions of the IEC60028-2-32 test Ed. 10cm height, 3 times on hard board with thickness of 3cm
Bumping Test	Device are bumped to three mutually perpendicular axes at peak acceleration of 400m/s <sup>2</sup> , each 4000±10times, 6ms pulse duration time
Vibration Test	Frequency range: 1Hz-4Hz-100Hz-200Hz Acceleration: 0.0001g <sup>2</sup> /Hz-0.01g <sup>2</sup> /Hz-0.01g <sup>2</sup> /Hz-0.001g <sup>2</sup> /Hz Grms=1.15g Sweep time: 30 minutes (perpendicular axes each sweep time)
Mechanical Shock	100g, 6mS duration, 1/2 sine wave, 3 shocks each direction along 3 mutually perpendicular planes.
Thermal shock	0.5h@-40°C, 0.5h@+85°C, Note: the changing time < 30 seconds, cycling for 100 times

### OX2114B-D3-2-20.000-3.3

#### MECHANICAL DIMENSIONS AND PIN FUNCTIONING



PIN	SYMBOL	FUNCTION
1	N/C	No connect
2	N/C	No connect
3	GND	Case/Ground
4	OUTPUT	RF Output
5	N/C	No connect
6	Vs	Supply Voltage

March, 2017