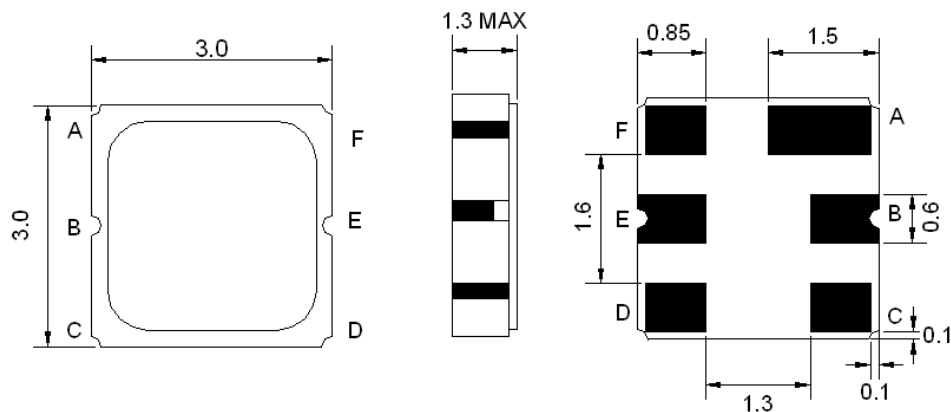


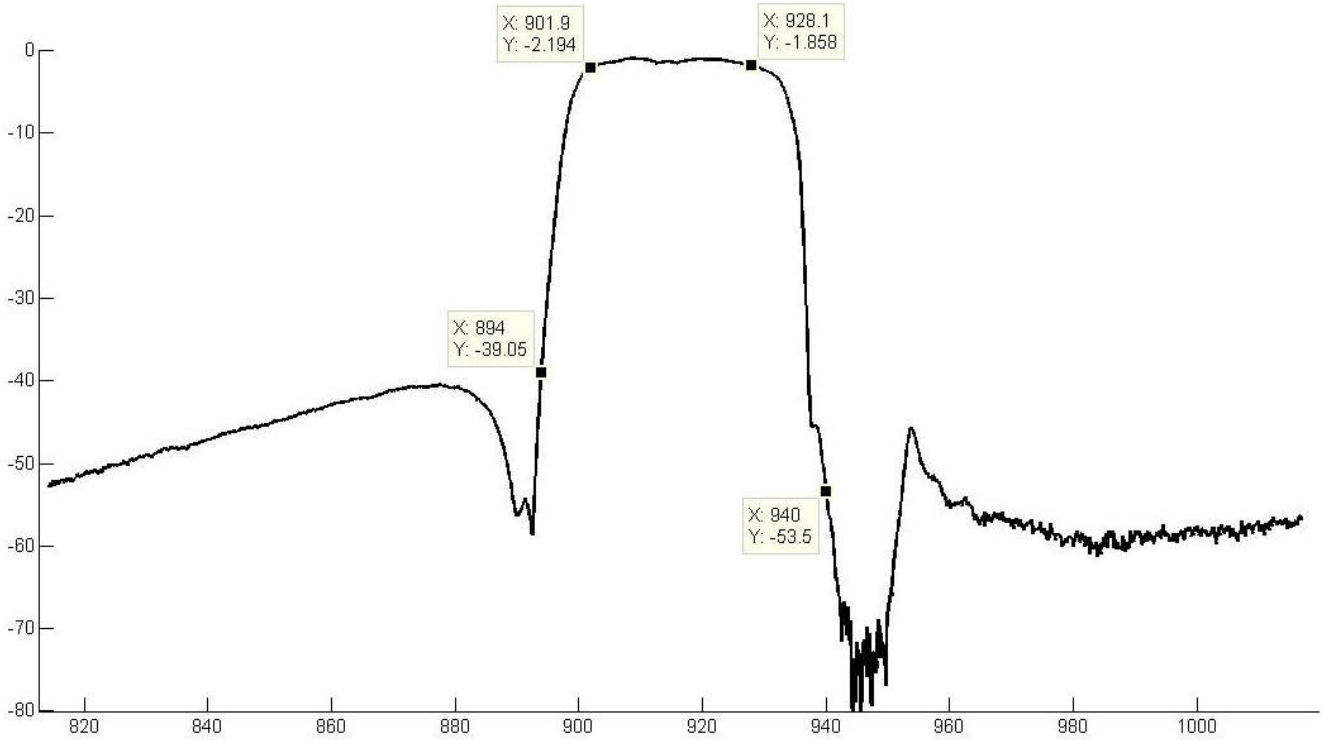
Items	Specification	Unit
Center frequency(Fo)	915.000	MHz
Bandwidth (902~928MHz)	26000	kHz
Insertion Loss (902~928MHz),typ/max	2.2 / 2.6	dB
Amplitude Ripple (902~928MHz), typ/max	0.8 / 1.8	dB
VSWR (902~928MHz) typ/max	1.7 / 2.0	-
Attenuation min/typ	10 MHz ~ 800 MHz	-35 / -38
	800 MHz ~ 888 MHz	-35 / -38
	888 MHz ~ 890 MHz	-35 / -40
	890 MHz ~ 894 MHz	-15 / -39
	940 MHz ~ 941 MHz	-45 / -54
	941 MHz ~ 967 MHz	-40 / -45
	967 MHz ~ 1350 MHz	-40 / -50
	1350 MHz ~ 1600 MHz	-35 / -40
	1600 MHz ~ 2000 MHz	-30 / -35
2000 MHz ~ 2500 MHz	-28 / -30	
In/Out Impedance	50	Ω
Input power, Maximum	15	dBm
Operating Temperature Range	-40 to +85	$^{\circ}\text{C}$
Storage Temperature Range	-40 to +85	$^{\circ}\text{C}$

Dimension

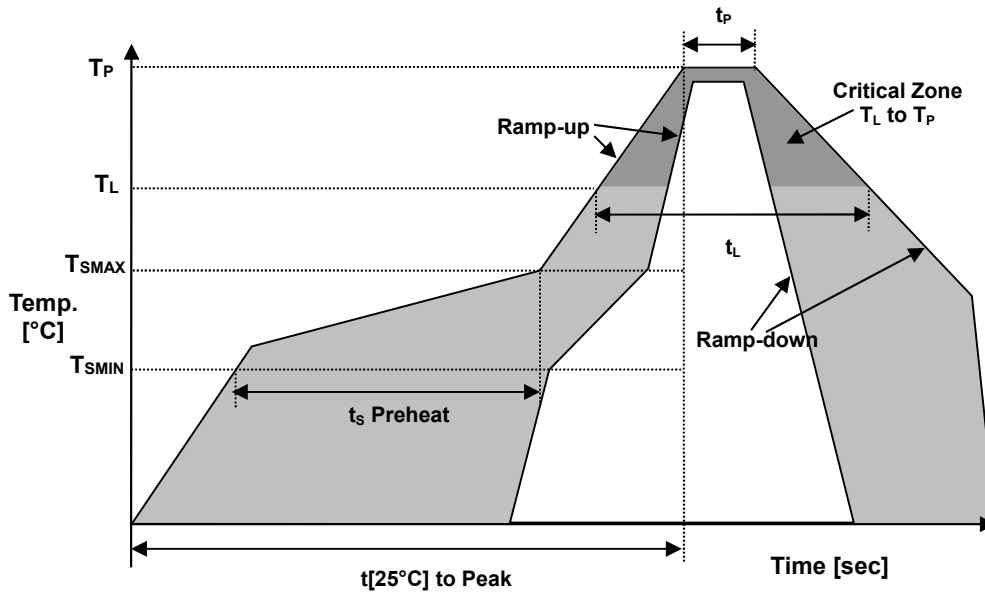


Pin Description	
A, C, D, F	Ground
B	In
E	Out

Frequency Characteristics



● **REFLOW PROFILE**



Reflow profile		
Temperature Min Preheat	T_{SMIN}	150°C
Temperature Max Preheat	T_{SMAX}	200°C
Time (T_{SMIN} to T_{SMAX})	t_S	60-180 sec.
Temperature	T_L	217°C
Peak Temperature	T_P	260°C
Ramp-up rate	R_{UP}	3°C/sec max.
Ramp-down rate	R_{DOWN}	6°C/sec max.
Time within 5°C of Peak Temperature	t_P	10 sec.
Time t[25°C] to Peak Temperature	t[25°C] to Peak	480 sec.
Time	t_L	60-150 sec.

Environmental

PARAMETER	VALUE
MOISTURE SENSITIVITY LEVEL	1
REACH – SVHC	Compliant
RoHS 2	6/6

April 2016