

RALTRON

Monolithic Crystal Filters — Product Overview & Applications



RALTRON

Introduction: What is a Crystal Filter?

- **Definition:** A **crystal filter** is a **high-selectivity frequency filter** built using **quartz resonators** to pass a narrow band of signals and reject unwanted signals nearby
- **What it does :**
 - **Passes the desired channel** (the wanted signal band)
 - **Rejects adjacent interference** and noise near the channel
 - Improves **receiver selectivity** and overall signal quality
- **When to choose a crystal filter (often vs. SAW):**
 - **Very narrow bandwidth and sharp selectivity** close to the channel are needed
 - **Frequency stability** over temperature and aging is needed
 - **Strong adjacent-signal rejection** is needed in a channel/IF filtering stage

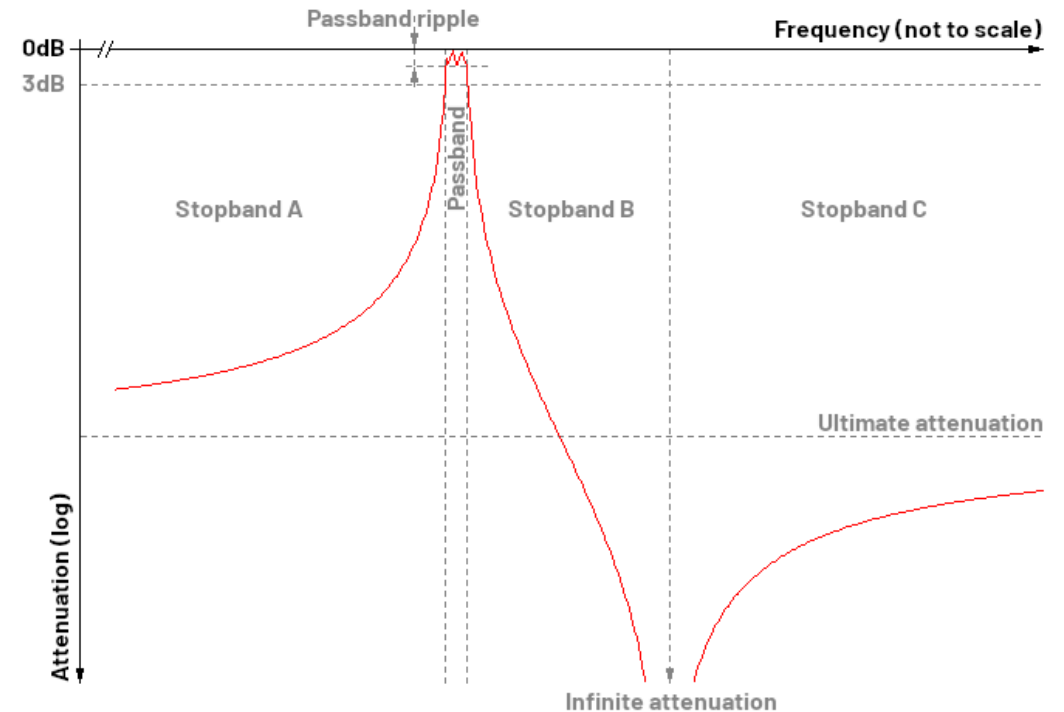
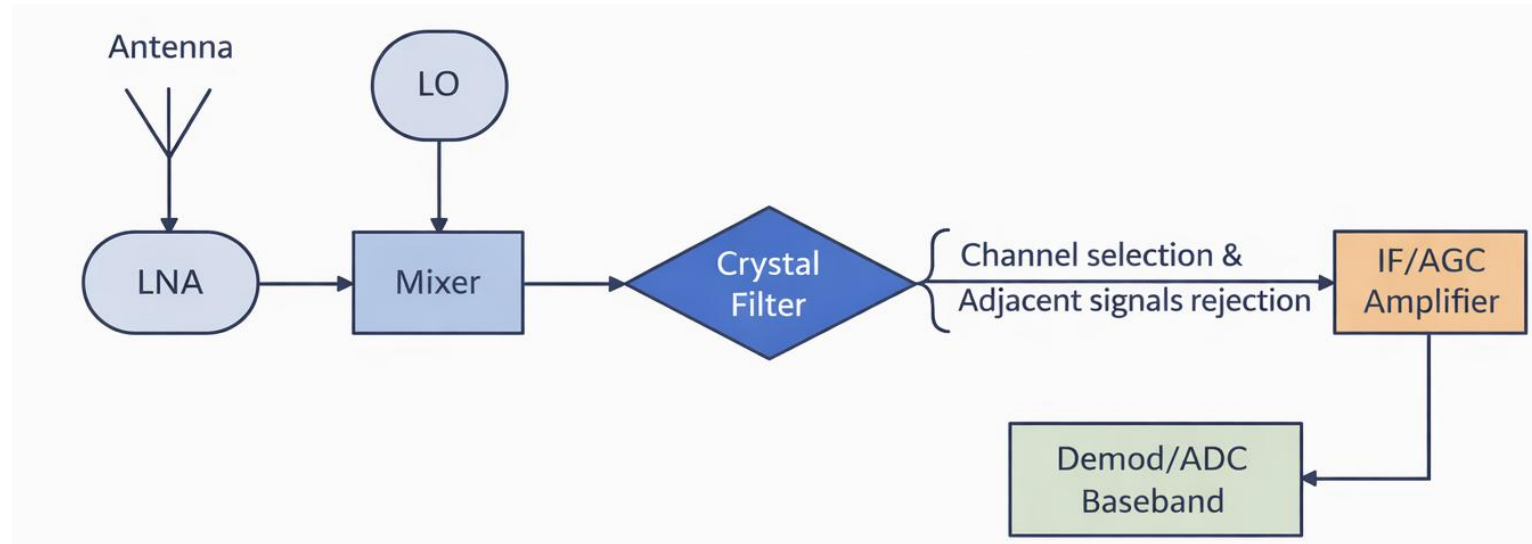


Figure 1: Typical crystal filter band-pass response — relative amplitude (or insertion loss) vs. frequency, showing a **narrow passband** at the center frequency with **steep skirts** that reject adjacent-channel interference.

Source: [Narrow band-pass crystal ladder filters](#)

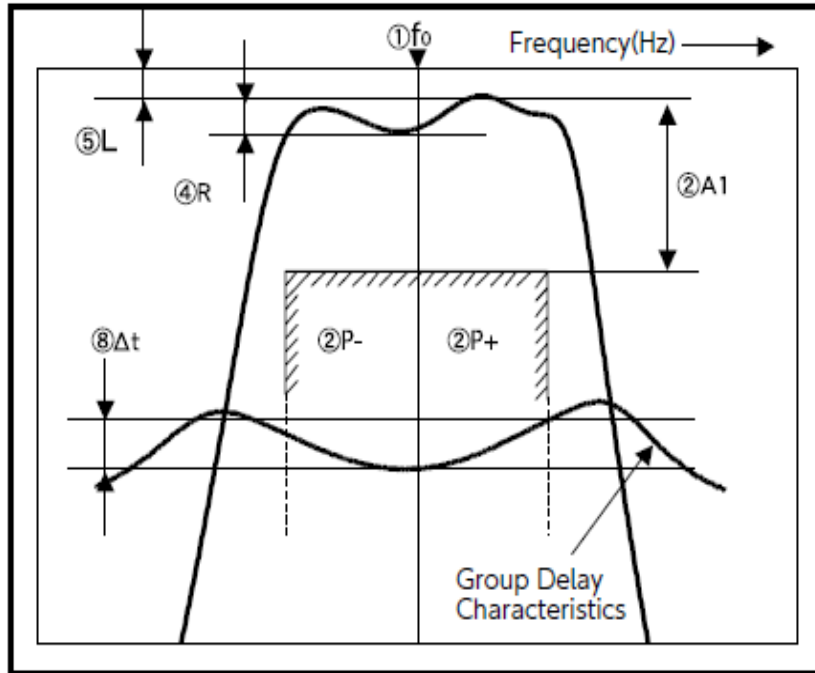
Where Crystal Filters Fit in RF Systems

Crystal filters are typically used in the **receiver signal chain** to provide **channel selectivity**:




- After frequency conversion, the filter defines the wanted channel bandwidth
- Improves adjacent-channel rejection and reduces interference entering later stages
- Helps protect IF/ADC/baseband stages from strong nearby signals

Monolithic Crystal Filters Portfolio Overview



- **Frequency range :** 16.000 to 162.025 MHz
- **Package sizes:**
 - 3.0 × 3.0 mm
 - 3.8 × 3.8 mm
 - 6.0 × 3.5 mm
 - 7.0 × 5.0 mm
- **Poles:** 2 - 4 poles
- **Guaranteed attenuation:** ≥45 dB to ≥85 dB
- **3 dB BW options:** 3.5–30 kHz (common: 7.5/10/12/15/20 kHz)
- **Insertion Loss (max):** 2.0–8.5 dB depending on frequency



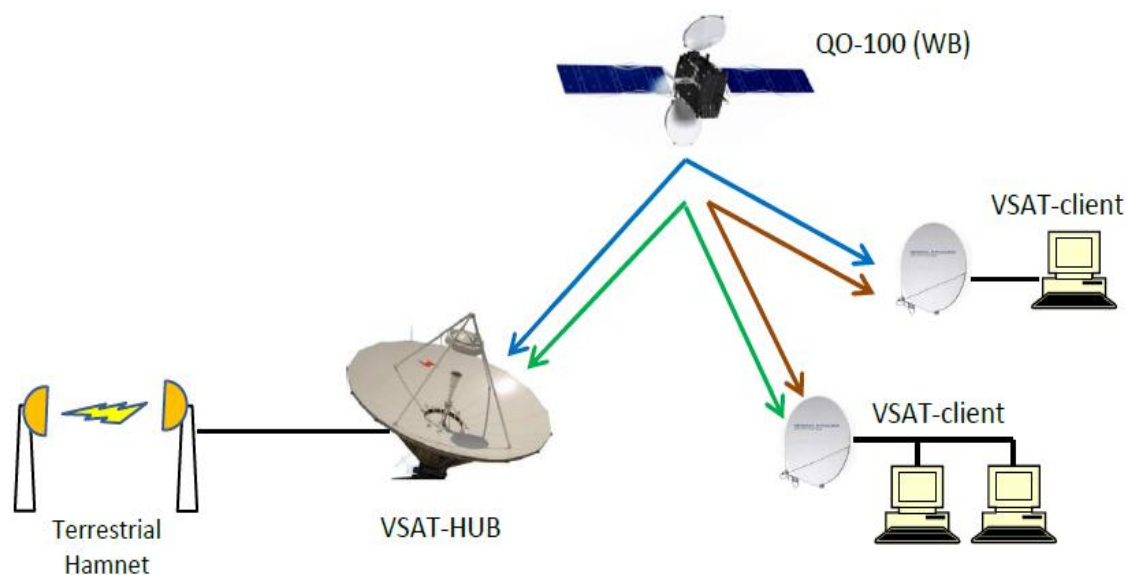
Applications

Satellite Communications (VSAT, LEO), Maritime AIS, Public Safety / Professional Radio (P25, DMR), Patient Monitoring

Satellite Communications (VSAT & LEO)

VSAT:

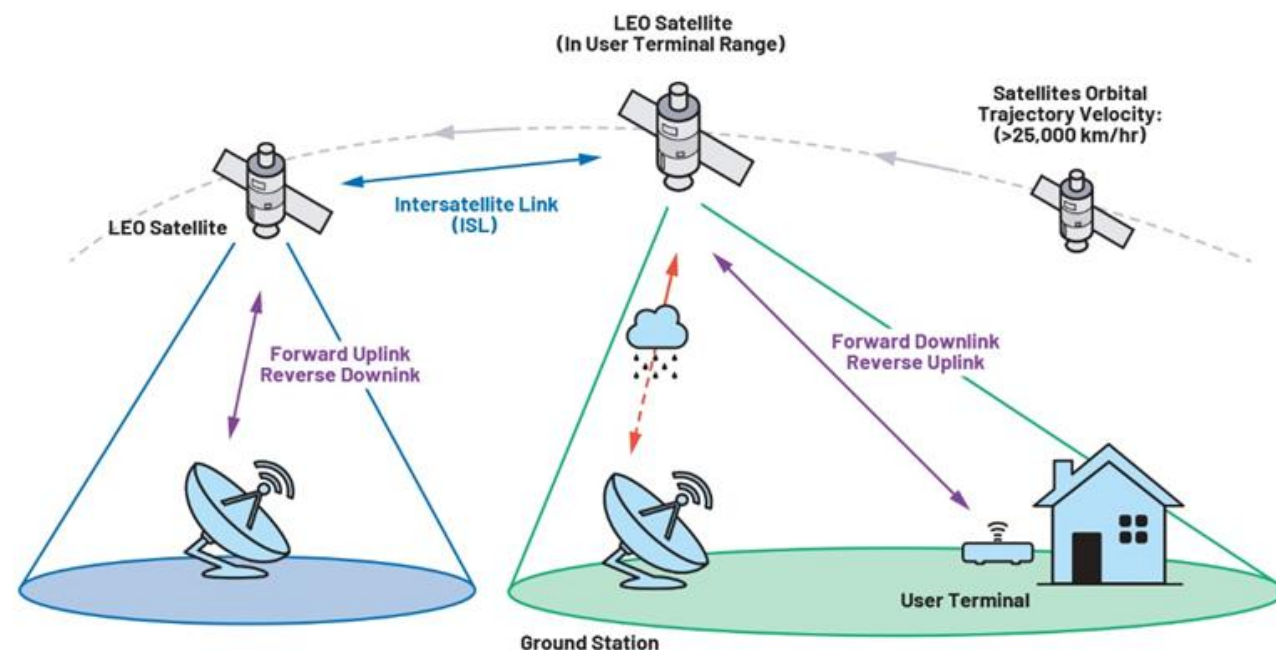
Fixed satellite terminals for broadband connectivity (ground dish terminals)



Source: [NPR-VSAT](#)

LEO:

Low-Earth orbit satellite terminals for global coverage and low latency services



Source: [Low Latency LEO Satellite deployments](#)

Raltron

Monolithic Crystal Filters Solutions for Satellite Communications

Part #	Size(mm)	Frequency (MHz)	Pass Band (kHz)	Insertion Loss (dB)	Guaranteed Attenuation (dB)	Application	Datasheet
RXF-50.000-3.5-3838-8-2	3.8 x 3.8	50.000	± 1.8	4.0	50	VSAT	
RXF-100.000-20-6035-6-4	6.0 x 3.5	100.000	± 10	4.0	65	LEO	
RXF-150.000-15-7050-6-2	7.0 x 5.0	150.000	± 7.5	4.0	45	LEO	



Digital Mobile Radio (DMR)

Where Crystal Filters fit:

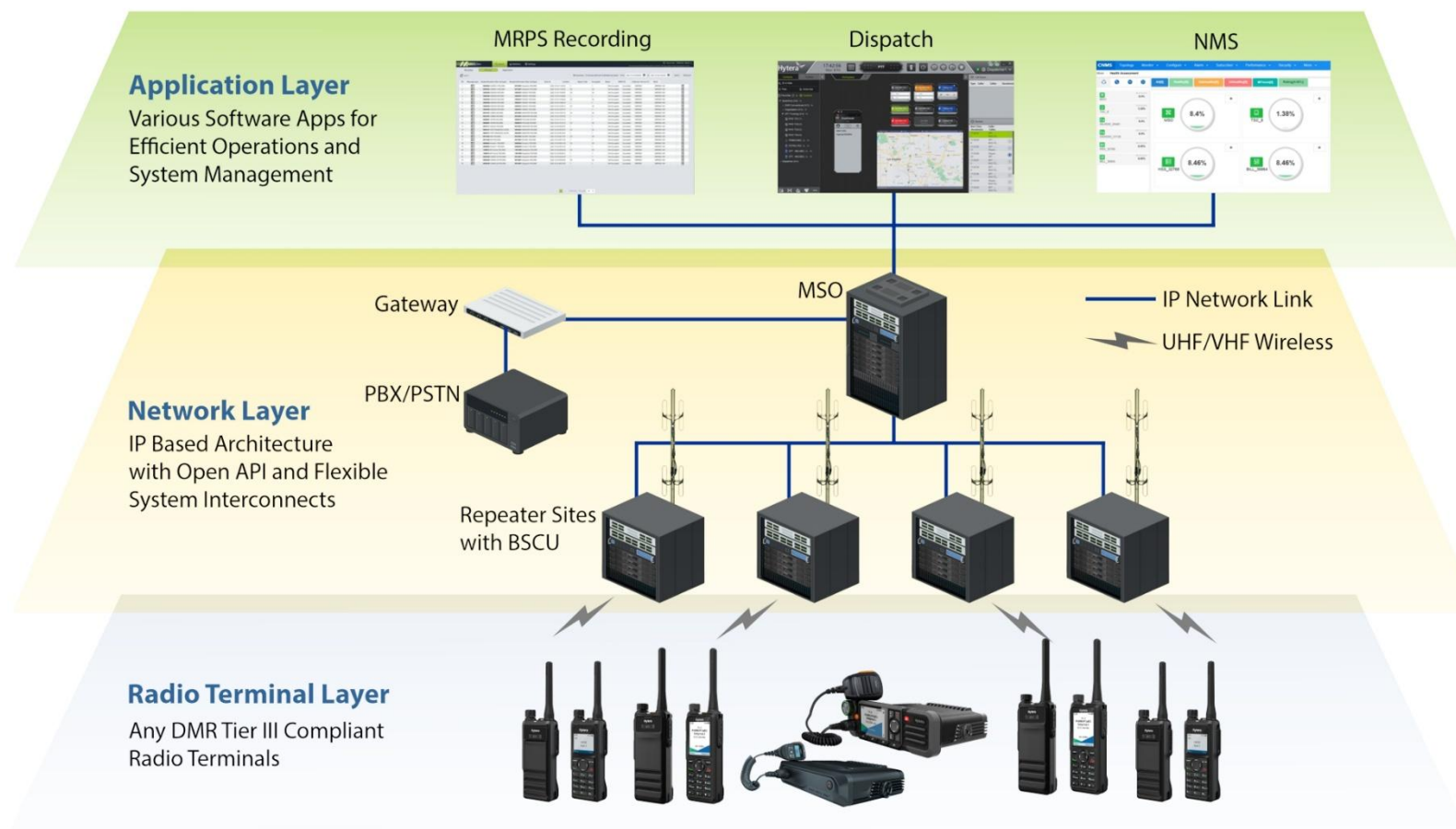
- Inside DMR receivers
- Provide narrow channel / IF select filtering

Common locations:

- Radio terminals (handheld/mobile)
- Repeater/base-station receivers

Selection based on:



- Customer's receiver frequency plan (IF)
- Required bandwidth / rejection




Source: [DMR Tier III Trunking Systems | Hytera US](#)

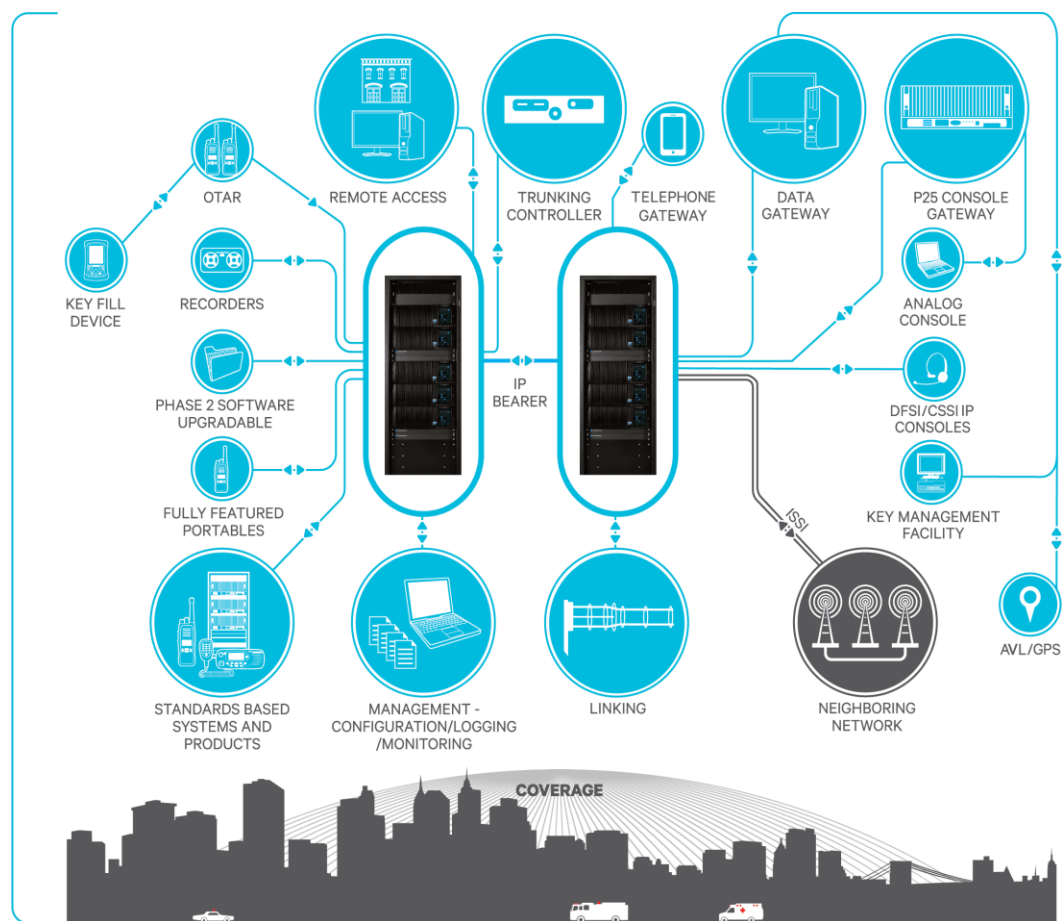
Raltron

Monolithic Crystal Filters Solutions for Digital Mobile Radio (DMR)

Part #	Size(mm)	Frequency (MHz)	Pass Band (kHz)	Insertion Loss (dB)	Guaranteed Attenuation (dB)	Application	Datasheet
RXF-58.050-10-7050-6-4	7.0 x 5.0	58.050	± 5.0	5.0	85	DMR	
RXF-73.350-12-7050-6-4	7.0 x 5.0	73.350	± 6.0	5.0	65	DMR	



P25 Land Mobile Radio



Source: tairadioacademy.com/topic/p25-gateways-1/

Where Crystal Filters fit:

- Inside P25 receiver signal chains
- Provide narrow channel / IF select filtering for high selectivity

Common locations:



- Subscriber radios (portable / mobile)
- Base station / repeater receivers (conventional & trunked sites)


Selection based on:

- Customer's receiver frequency plan (IF)
- Required bandwidth / rejection
- Acceptable insertion loss and package/size constraints

Raltron

Monolithic Crystal Filter Solutions for P25 Land Mobile

Part #	Size(mm)	Frequency (MHz)	Pass Band (kHz)	Insertion Loss (dB)	Guaranteed Attenuation (dB)	Application	Datasheet
RXF-130.000-30-7050-6-4	7.0 x 5.0	130.000	± 15.0	6.0	70	P25 Land Mobile	
RXF-130.050-15-7050-6-4	7.0 x 5.0	130.050	± 7.5	7.0	80	P25 Land Mobile	



Maritime Automatic Identification System (AIS)

Where Crystal Filters fit:

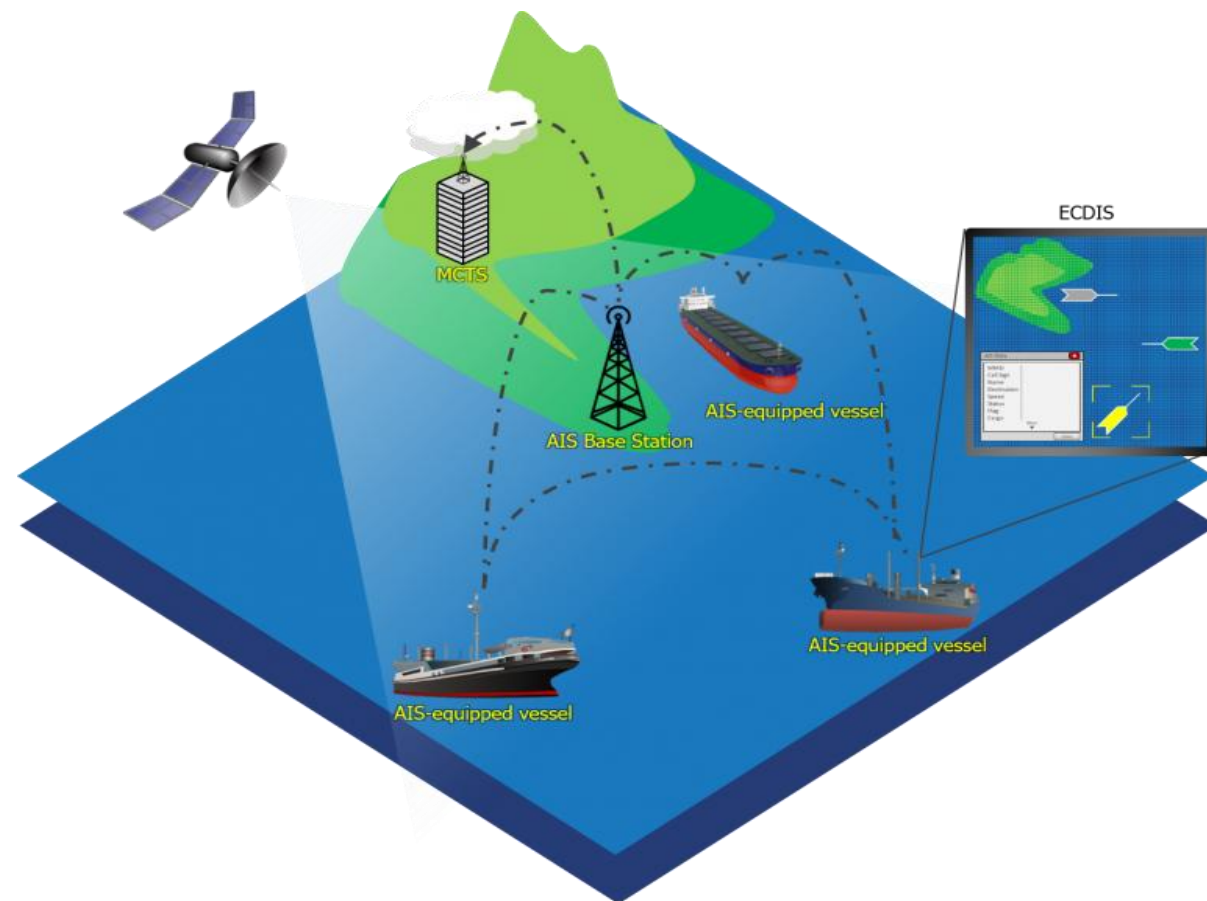
- Inside AIS receiver signal chains
- Provide narrow channel / IF select filtering for high selectivity

Common locations:

- AIS transceivers on vessels
- AIS base stations / shore stations and coastal monitoring equipment
- AIS receivers integrated into marine navigation / tracking systems

Selection based on:

- Customer's receiver frequency plan (IF)
- Required bandwidth / rejection




Source: [Automatic Identification System \(AIS\) on the Ships – Maritime Education](#)

Raltron

Monolithic Crystal Filter Solutions for Maritime AIS

Part #	Size(mm)	Frequency (MHz)	Pass Band (kHz)	Insertion Loss (dB)	Guaranteed Attenuation (dB)	Application	Datasheet
RXF-161.975-12-7050-6-4	7.0 x 5.0	161.975	± 6.0	8.5	70	Maritime AIS	
RXF-162.025-12-7050-6-4	7.0 x 5.0	162.025	± 6.0	8.5	70	Maritime AIS	

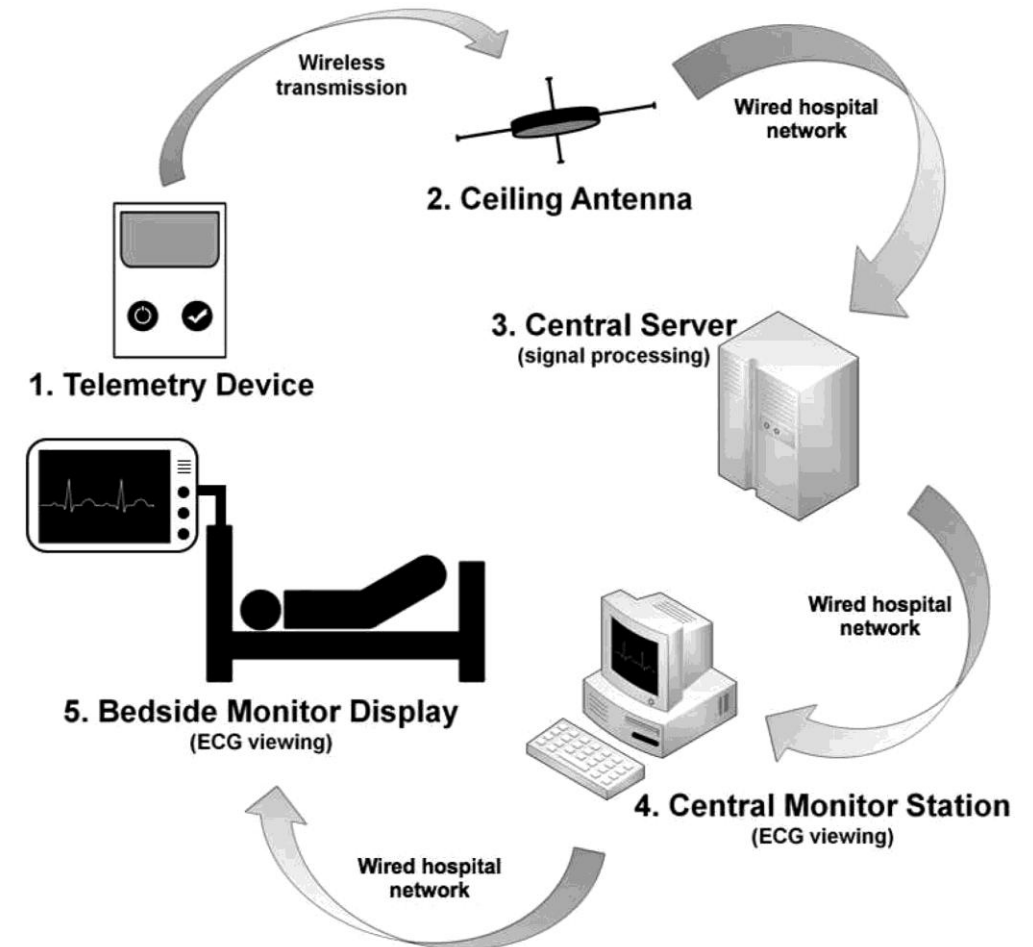


Patient Monitoring - Wireless Telemetry



Multiple filters are installed inside the station to match the number of bedside monitors / portable telemetry transmitters.


Source: [Central Monitoring System](#)




Source: [Latency of ECG Displays of Hospital Telemetry Systems | Circulation](#)

Raltron

Monolithic Crystal Filter Solutions for Patient Monitoring

Part #	Size(mm)	Frequency (MHz)	Pass Band (kHz)	Insertion Loss (dB)	Guaranteed Attenuation (dB)	Application	Datasheet
RXF-135.900-15-7050-6-4	7.0 x 5.0	135.900	± 7.5	7.0	80	Patient Monitoring	



Contact



<http://www.raltron.com>

Raltron Electronics
3075 N.W. 107 Avenue
Miami, FL 33172, U.S.A.
Phone: +1 305 593 6033
Fax: +1 305 594 3973