

## ● SPECIFICATIONS

PARAMETER	VALUE
NOMINAL FREQUENCY	32.768 kHz
MODE OF OSCILLATION	Fundamental
FREQUENCY TOLERANCE AT 25°C	±20 ppm max
TURNOVER TEMPERATURE	+25 ± 5°C
TEMPERATURE COEFFICIENT	-0.04 ppm / °C <sup>2</sup> max
OPERATING TEMPERATURE RANGE	-40°C to +85°C
STORAGE TEMPERATURE RANGE	-55°C to +125°C
AGING	±3 ppm first year max
LOAD CAPACITANCE	12.5 pF
EQUIVALENT SERIES RESISTANCE	50 kΩ typ , 70 kΩ max
SHUNT CAPACITANCE	1.1 pF typ, 1.8 pF max
MOTIONAL CAPACITANCE	3.5 fF typ, 7.0 fF max
DRIVE LEVEL	0.5 μW max
INSULATION RESISTANCE	500 MΩ min @ DC 100V


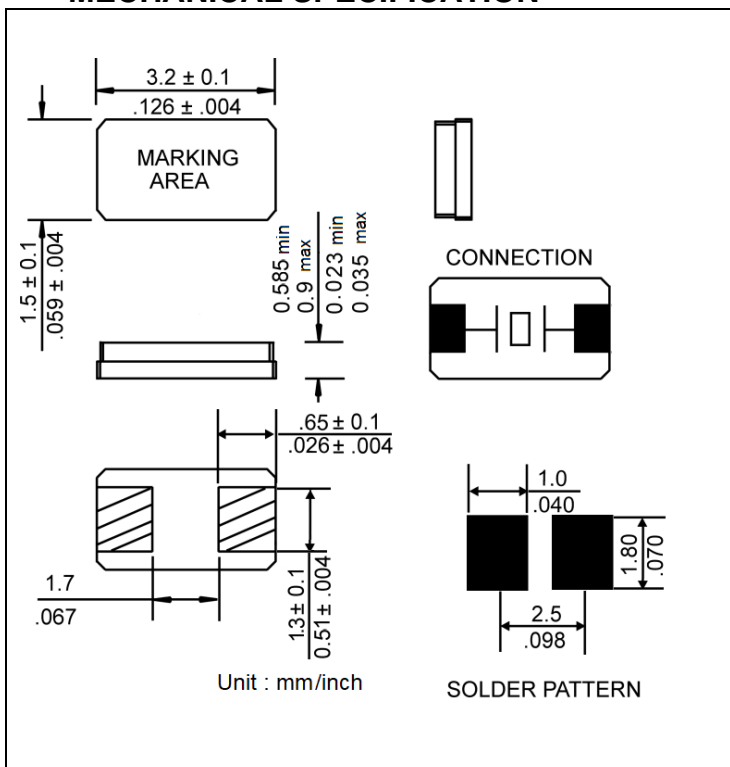
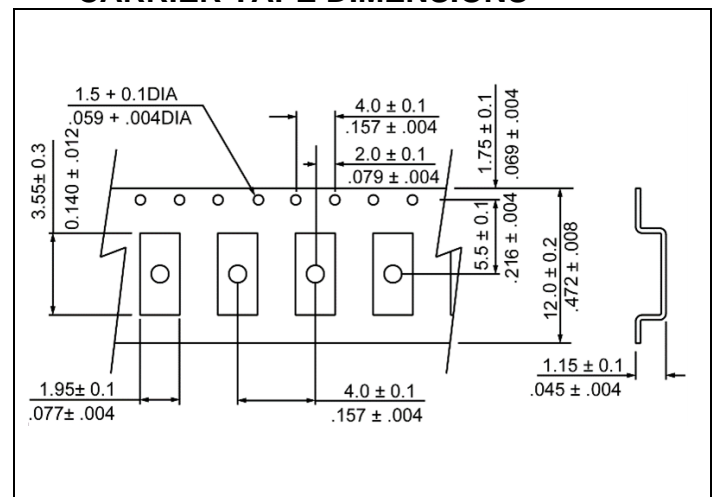


Photo not actual part

## ● MECHANICAL SPECIFICATION



## ● CARRIER TAPE DIMENSIONS



NOTE: REFER TO EIA-481 FOR DIMENSIONS

## ● PACKAGING

180 mm REEL DIAMETER  
 12 mm TAPE WIDTH, 4 mm PITCH  
 QUANTITY: 3000 PIECES PER REEL

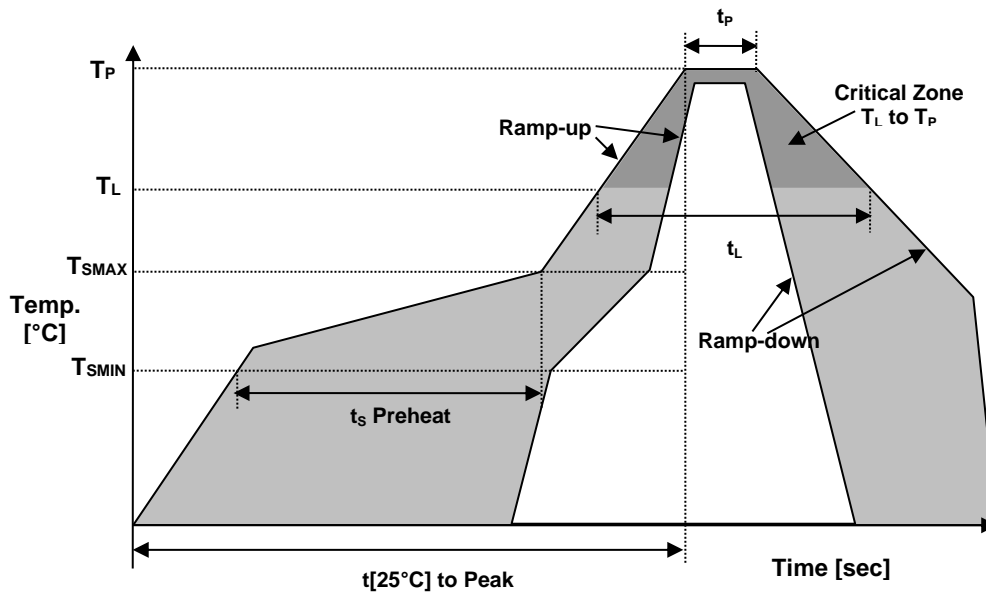
IN ACCORDANCE WITH EIA-481

## PART NUMBERING SYSTEM

TYPE	-	FREQUENCY kHz	-	LOAD CAPACITANCE pF	-	TOLERANCE PPM*	-	TAPE & REEL
RT3215	-	32.768	-	6, 7, 9 or 12.5	-	5 or 10	-	TR

\*Note: Not included in the PN if the Tolerance has the standard value 20ppm

## REFLOW PROFILE



Reflow profile		
Temperature Min Preheat	$T_{SMIN}$	150°C
Temperature Max Preheat	$T_{SMAX}$	200°C
Time ( $T_{SMIN}$ to $T_{SMAX}$ )	$t_s$	60-180 sec.
Temperature	$T_L$	217°C
Peak Temperature	$T_P$	260°C
Ramp-up rate	$R_{UP}$	3°C/sec max.
Ramp-down rate	$R_{DOWN}$	6°C/sec max.
Time within 5°C of Peak Temperature	$t_p$	10 sec.
Time $t[25^\circ\text{C}]$ to Peak Temperature	$t[25^\circ\text{C}]$ to Peak	480 sec.
Time	$t_L$	60-150 sec.

## ENVIRONMENTAL

PARAMETER	VALUE
MOISTURE SENSITIVITY LEVEL	1
RoHS	Compliant
REACH SVHC	Compliant
HALOGEN-FREE	Compliant
ESD CLASSIFICATION LEVEL	N/A
TERMINATION FINISH	Au



## ● MARKING

Xywwx

X – Internal Production ID code (J, R, T, Y, M, R, N)  
y – Year code  
ww – Week code  
x – 1 or 2 digits as Lot code

ymxxx

y – Year code  
m – Month code, Jan ~ Sep: 1 ~ 9, Oct: X Nov: Y Dec: Z  
xxx – Lot code

XLzymb

X – Internal Production ID code (J, R, T, Y, M, R, N)  
L – Load capacitance code (A: 12.5pF B: 9pF C: 7pF Z: others )  
z – Lot code  
y – Year code  
m – Month code, Jan ~ Sep: 1 ~ 9, Oct: X Nov: Y Dec: Z  
d – Day code

XzymF<sub>xx</sub><sup>xx</sup>

X – Internal Production ID code (J, R, T, Y, M, R, N)  
z – Frequency code  
y – Year code  
m – Month code, Jan ~ Sep: 1 ~ 9, Oct: X Nov: Y Dec: Z  
<sub>xx</sub> – Lot code



A RAMI TECHNOLOGY Company

● APPROVAL

Drawn By:	A, Initial Release
Approved By:	FP, 20 November 2013
Revision:	A, Initial Release CP, May 04, 2017 Updated to current spec level F, CP March 27,2018 Added PN System G, CP, March 27, 2018 Updated the Marking System H, KJ June 25, 2018 Updated Marking System I, CP August 29, 2018 Updating Marking System J, YG Jiao, July 2, 2019 Remove Marking system K, Updated to current spec levels by XLiu, April 30, 2020 L, Updated to current spec levels by XLiu, June 4, 2020 M, CP, June 24, 2020. Updated C <sub>0</sub> ,C <sub>1</sub> and ESR N, CP, June 29, 2020 Completed the Revision Level Changes L, AR January 07, 2021 Updated the Carrier Tape Dimensions

Raltron Electronics / RAMI Technology USA, LLC, including its affiliates, employees, agents and other persons acting on its behalf (collectively Raltron/RAMI Tech), disclaim any and all liability for any errors or inaccuracies contained in this data sheet. While Raltron/RAMI Tech has made every reasonable effort ensure the accuracy of all product information, specifications and data contained herein, Raltron/RAMI Tech does not guarantee that the information is accurate, reliable or current. The product information is provided only for reference purposes only and is subject to change, correction or revision, at any time without notice. Raltron/RAMI Tech does not assume any liability arising out of an application or use of any product described herein and disclaims any warranties expressed or implied. The user of products in such applications shall assume all risks of such use and will agree to hold Raltron/RAMI Tech, harmless against all damages.

Copyright © 2016, Raltron Electronics / RAMI Technology USA, LLC. All rights reserved. No part of this document may be reproduced in any form without the prior written permission of Raltron Electronics / RAMI Technology USA, LLC.