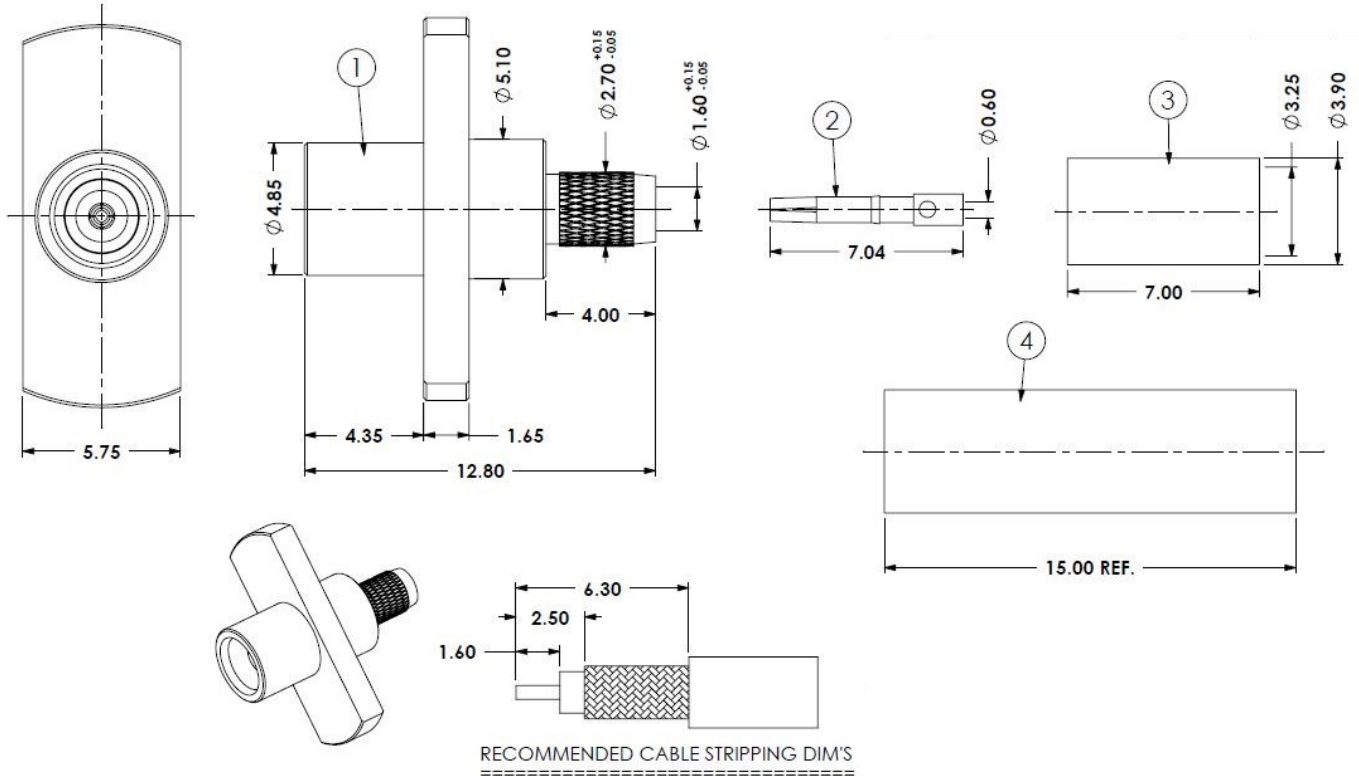



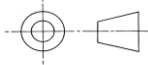
❖ ELECTRICAL SPECIFICATION

| PARAMETER | VALUE | UNIT |
|--------------------------------------|-------|----------|
| Frequency Range | 0 – 6 | GHz |
| Impedance | 50 | Ω |
| Working Voltage, max | 335 | Vrms |
| Dielectric Withstanding Voltage, max | 750 | Vrms |

❖ DIMENSIONS



| Item | Description | Material | Finished |
|------|------------------|------------------|-----------|
| 1 | Body | Brass | Nickel |
| | Insulator | Teflon | Nature |
| 2 | Contact | Beryllium Copper | Gold 30u" |
| 3 | Ferrule | Brass | Nickel |
| 4 | Heat Shrink Tube | PE | Black |

| | | | | | |
|---|--------|------|------|---|--|
| | | | |  A RAMI TECHNOLOGY Company | |
| Rev | Change | Date | Name | Description MCX STRAIGHT JACK CRIMP FOR RG174 CABLE Part Number RCN-4F-28202-K-001 | |
| Projection | | Date | Name | | |
| Scale | | Date | Name | | |
|  Dimensions in mm | | -- | | A | |