

XCO583IV11-26.000



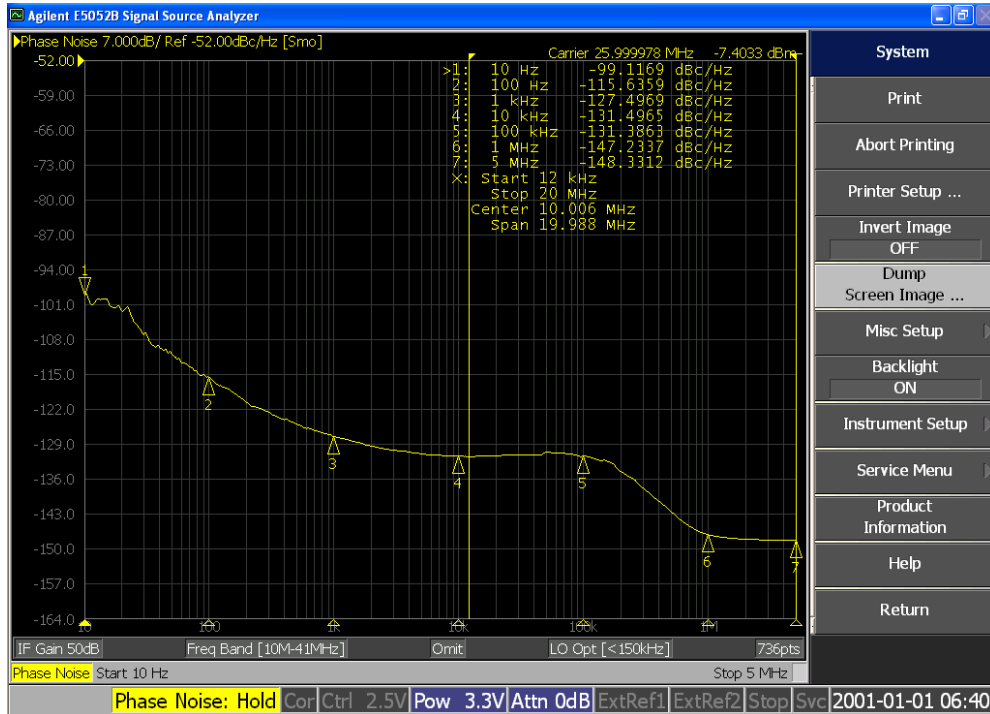
■ ELECTRICAL SPECIFICATION

PARAMETER	SYMBOL	CONDITIONS	VALUE	UNIT
Frequency, nom	Fo	+25°C, 3.3V and 50Ω load to Vcc - 2v	26.000	MHz
Supply Voltage, nom.	Vcc	±5%	3.3	V
Duty Cycle	DC	Measured at 50% of vcc	45/55	%
RMS Phase Jitter, typ	J	RMS Fj=12 kHz...20MHz	0.7	ps
Overall Freq. Stability max	Δf/fc	Ta=-20°C...+85°C, load and supply variations, initial calibration, aging shock and vibration.	±25	ppm
Enable Option	En	PIN 1= HIGH or open (min)	0.75xVcc	V
Disable Option	Dis	PIN 1= LOW (max)	0.3	V
Operating Temperature Range	Ta		-40 to+85	°C
Storage Temperature Range	T(stg)		-55...+125	°C
Absolute Voltage Range	Vcc, (abs)	Non-destructive, DC	-0.5...+4.6	V

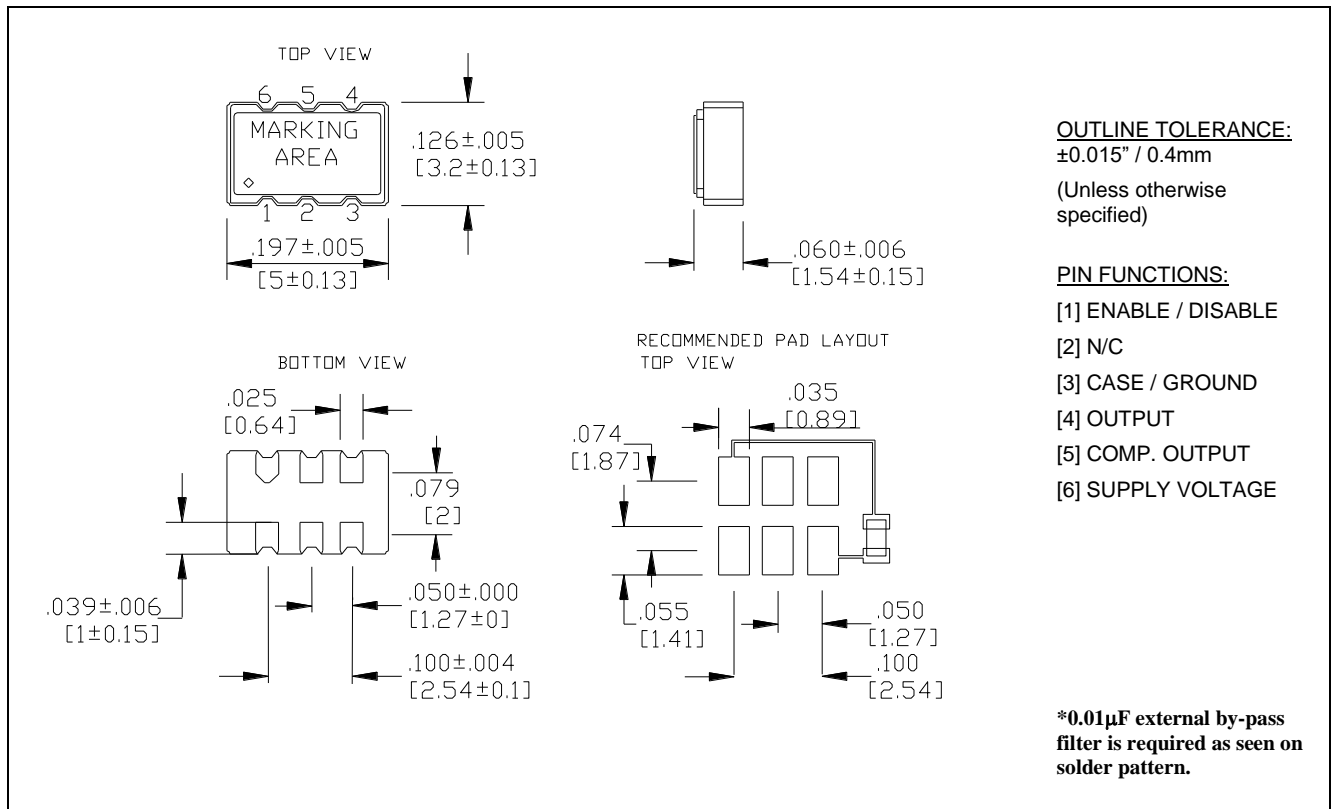
■ LVDS OUTPUT CHARACTERISTICS

PARAMETER	SYMBOL	CONDITIONS	VALUE			UNIT
			Min.	Typ.	Max	
Differential Output Voltage	VOD	±5%		0.6		V
Offset Voltage	VOS	V DC		1.3		V
Rise/Fall Time	Tr/Tf				0.35	ns
Supply Current	Is				60	mA
Output Load	OCL	Differential 100Ω load connected between each output			100	Ω

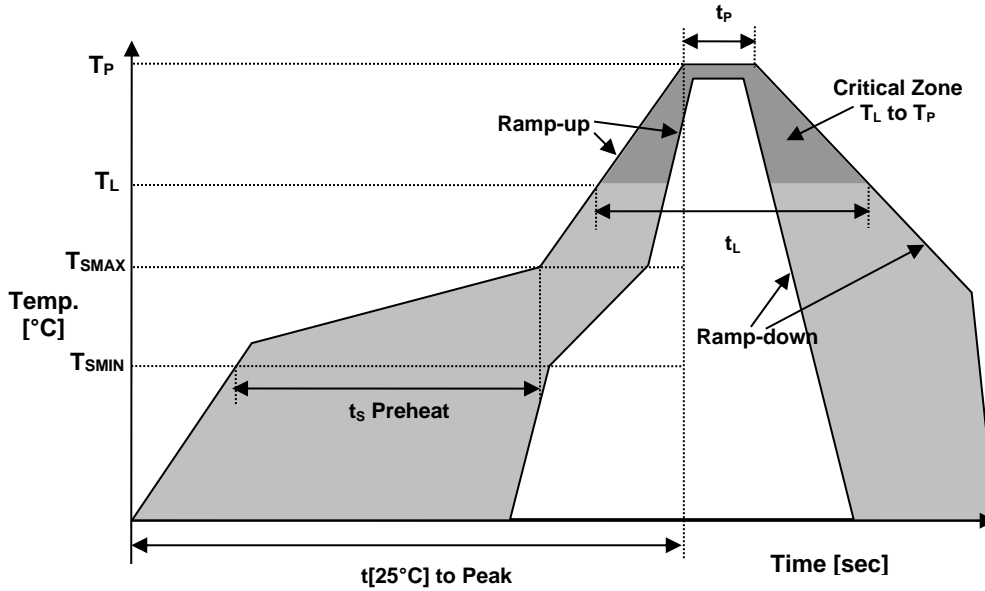
■ PHASE NOISE



■ MECHANICAL SPECIFICATION



■ REFLOW PROFILE



Reflow profile IPC/JEDEC J-STD-020 REV. C		
Temperature Min Preheat	T_{SMIN}	150°C
Temperature Max Preheat	T_{SMAX}	200°C
Time (T_{SMIN} to T_{SMAX})	t_s	60-180 sec.
Temperature	T_L	217°C
Peak Temperature	T_P	260°C
Ramp-up rate	R_{UP}	3°C/sec max.
Ramp-down rate	R_{DOWN}	6°C/sec max.
Time within 5°C of Peak Temperature	t_p	20-40 sec.
Time $t[25^\circ\text{C}]$ to Peak Temperature	$t[25^\circ\text{C}]$ to Peak	480 sec.
Time	t_L	60-150 sec.

■ ENVIRONMENTAL:

PARAMETER	VALUE
MOISTURE SENSITIVITY LEVEL	1
REACH-SVHC	Compliant
RoHS	Compliant
TERMINATION FINISH	Au

■ APPROVALS

RALTRON		
Eng. approval, date:	CP	September 29, 2021
Created by, date:	IM	September 29, 2021
Revision: A		