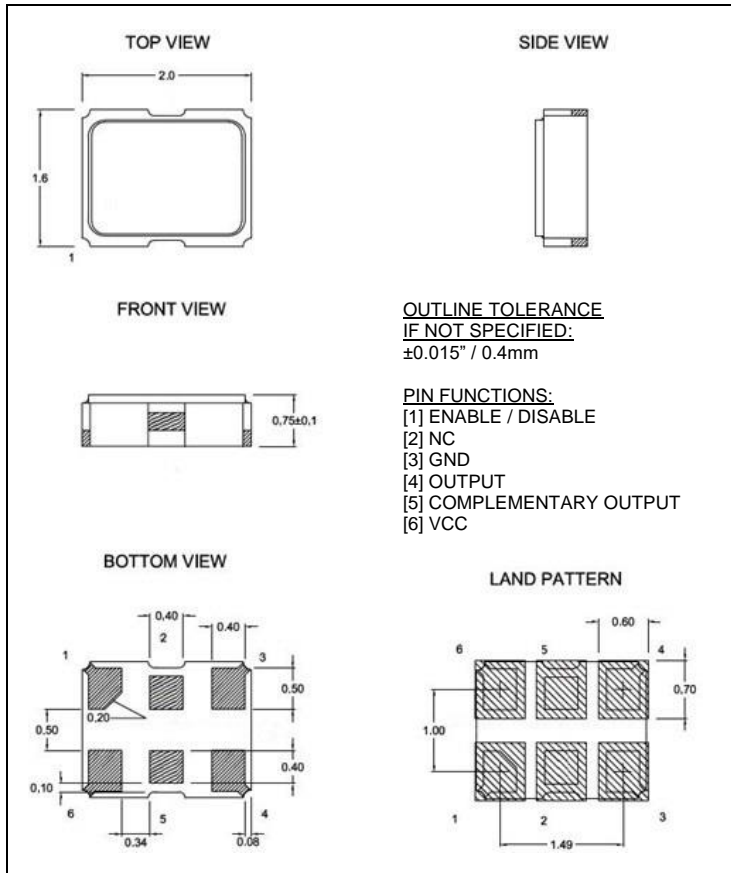


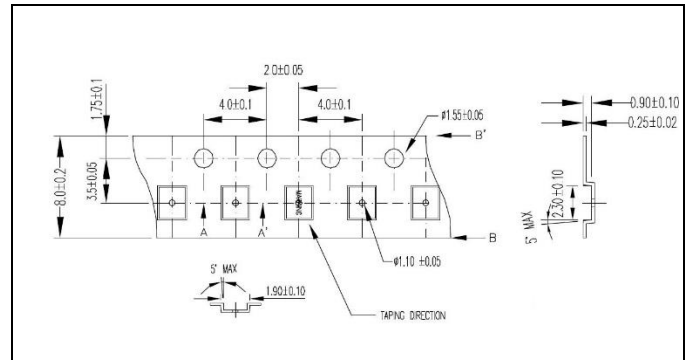
ELECTRICAL SPECIFICATION

PARAMETER	SYMBOL	CONDITIONS	VALUE	UNIT
Nominal Frequency	f_o	Ta=25°C	156.250	MHz
Oscillation Mode			Fundamental	-
Supply Voltage	V _{CC}	V _{CC} ±5%	1.8	VDC
Supply Current, max	I _S	V _{CC} ; Ta=+25°C;	20	mA
Operating Temperature Range	T _a	---	-40 to +85	°C
Storage Temperature Range	T _(stg)	Absolute max	-55 to +125	°C
Output Logic Type	---		LVDS	
Freq. Stability, max.	$\Delta f/f_o$	Inclusive of 25°C Tolerance and Changes due to Operating Temperature, Supply Voltage, Load, Aging, Shock and Vibration	±50	ppm
Output Voltage	V _{OL}	Logic "0" Level, min	0.9	VDC
	V _{OH}	Logic "1" Level, max	1.6	VDC
Output Load	---	Connected between Out and Complementary Out	100	Ω
Enable / Disable Function	E/D	Pin 1: High, Pins 4 & 5 – Oscillation (Enabled), min	0.7 x V _{CC}	V
		Pin 1: Low, Pins 4 & 5 – High Impedance (Disabled), max	0.3 x V _{CC}	V
Symmetry (Duty Cycle)	DC	@50% V _{DD}	45 to 55	%
Rise Time and Fall Time	t _r / t _f	@20% to 80% V _{DD}	0.5	ns
Standby Current	I _{st}		10	μA
Start Up Time			2	mS
Jitter, RMS, max.	J	1σ, 12kHz < F _J < 20MHz	75	fs
Phase Noise , typ	E (Δf)	@ 10Hz	-75	dBc/Hz
		@ 100Hz	-105	dBc/Hz
		@ 1KHz	-133	dBc/Hz
		@ 10KHz	-145	dBc/Hz
		@ 100KHz	-153	dBc/Hz
		@ 1MHz	-161	dBc/Hz
		@ 20MHz	-154	dBc/Hz

MECHANICAL SPECIFICATION



CARRIER TAPE DIMENSIONS

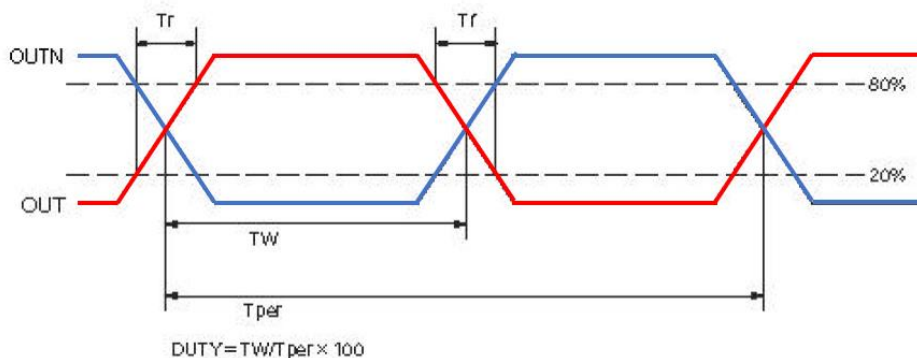


NOTE: REFER TO EIA-481 FOR DIMENSIONS NOT LISTED

PACKAGING

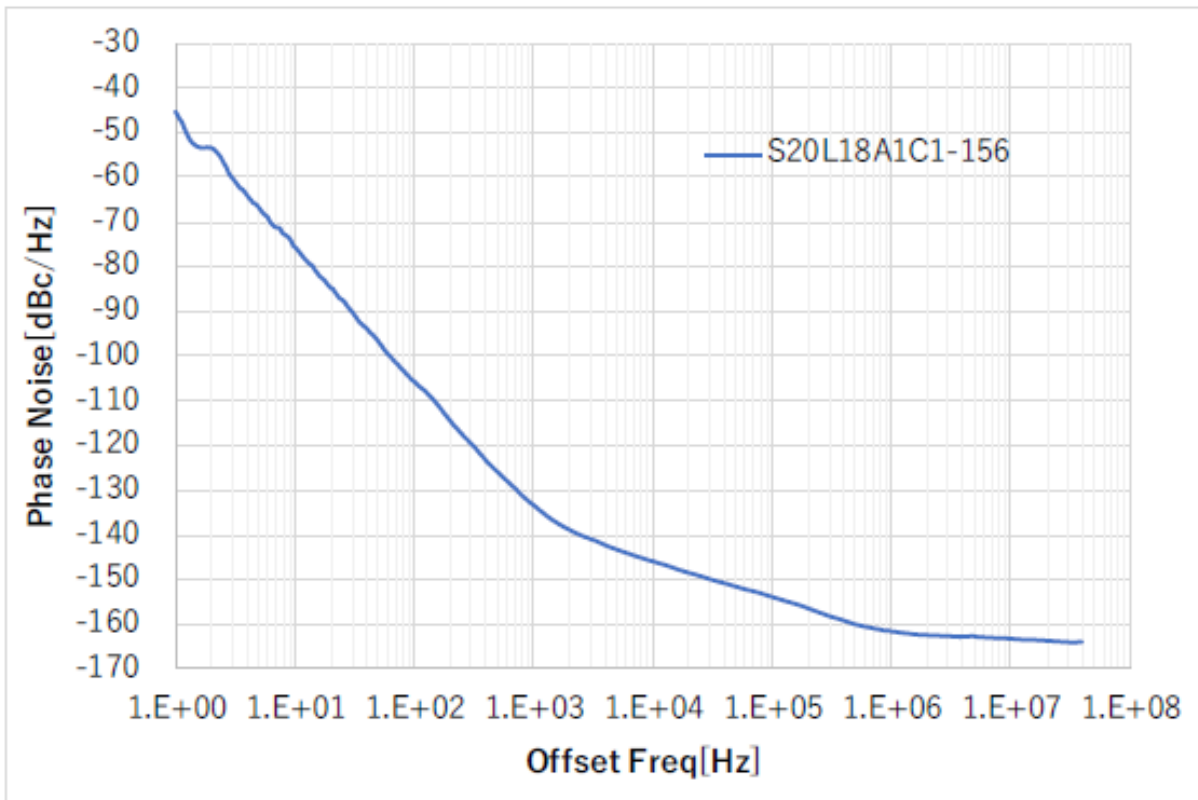
178 mm REEL DIAMETER
8 mm TAPE WIDTH, 4 mm PITCH
QUANTITY: 3000 PIECES PER REEL

OUTPUT WAVEFORM



■ EXAMPLE OF PHASE NOISE

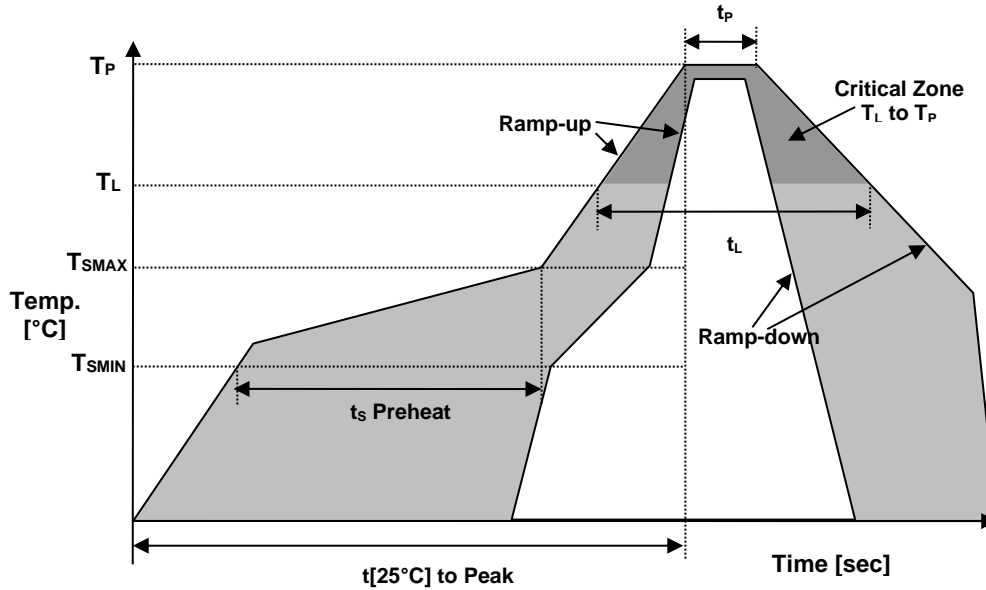
VDD=1.8V 156.25MHz



【Phase Jitter】

Mode	Funda
Freq.	156MHz
Accum	Vdd=1.8V
Range	fs
Carrier f	156.270477
12kHz~20MHz	47.8

REFLOW PROFILE



Reflow profile		
Temperature Min Preheat	T _{SMIN}	150°C
Temperature Max Preheat	T _{SMAX}	200°C
Time (T _{SMIN} to T _{SMAX})	t _s	60-180 sec.
Temperature	T _L	217°C
Peak Temperature	T _P	260°C
Ramp-up rate	R _{UP}	3°C/sec max.
Ramp-down rate	R _{DOWN}	6°C/sec max.
Time within 5°C of Peak Temperature	t _p	10 sec.
Time t[25°C] to Peak Temperature	t[25°C] to Peak	480 sec.
Time	t _L	60-150 sec.

ENVIRONMENTAL

PARAMETER	VALUE
MOISTURE SENSITIVITY LEVEL	1
RoHS	Compliant
REACH-SVHC	Compliant
HALOGEN-FREE	Compliant
TERMINATION FINISH	Au



■ **MARKING**

Rx156.2
•1BEyw

x – Internal Production ID code
y – Year code
w – Week code

YEAR CODE	
Year	Code
2019	9
2020	0
2021	1
2022	2
2023	3
2024	4
2025	5
2026	6
2027	7
2028	8
2029	9

ALPHA WEEK CODE TABLE					
Week	Code	Week	Code	Week	Code
1	a	19	s	37	K
2	b	20	t	38	L
3	c	21	u	39	M
4	d	22	v	40	N
5	e	23	w	41	O
6	f	24	x	42	P
7	g	25	y	43	Q
8	h	26	z	44	R
9	i	27	A	45	S
10	j	28	B	46	T
11	k	29	C	47	U
12	l	30	D	48	V
13	m	31	E	49	W
14	n	32	F	50	X
15	o	33	G	51	Y
16	p	34	H	52	Z
17	q	35	I		
18	r	36	J		

■ **APPROVAL**

RALTRON	
DRAWN BY:	AR, February 14, 2024
APPROVED BY:	CP, February 14, 2024
REVISION:	A, Initial Release

Raltron Electronics / RAMI Technology USA, LLC, including its affiliates, employees, agents and other persons acting on its behalf (collectively Raltron/RAMI Tech), disclaim any and all liability for any errors or inaccuracies contained in this data sheet. While Raltron/RAMI Tech has made every reasonable effort to ensure the accuracy of all product information, specifications and data contained herein, Raltron/RAMI Tech does not guarantee that the information is accurate, reliable or current. The product information is provided only for reference purposes only and is subject to change, correction or revision, at any time without notice. Raltron/RAMI Tech does not assume any liability arising out of an application or use of any product described herein and disclaims any warranties expressed or implied. The user of products in such applications shall assume all risks of such use and will agree to hold Raltron/RAMI Tech, harmless against all damages.

Copyright © 2016, Raltron Electronics / RAMI Technology USA, LLC. All rights reserved. No part of this document may be reproduced in any form without the prior written permission of Raltron Electronics / RAMI Technology USA, LLC.