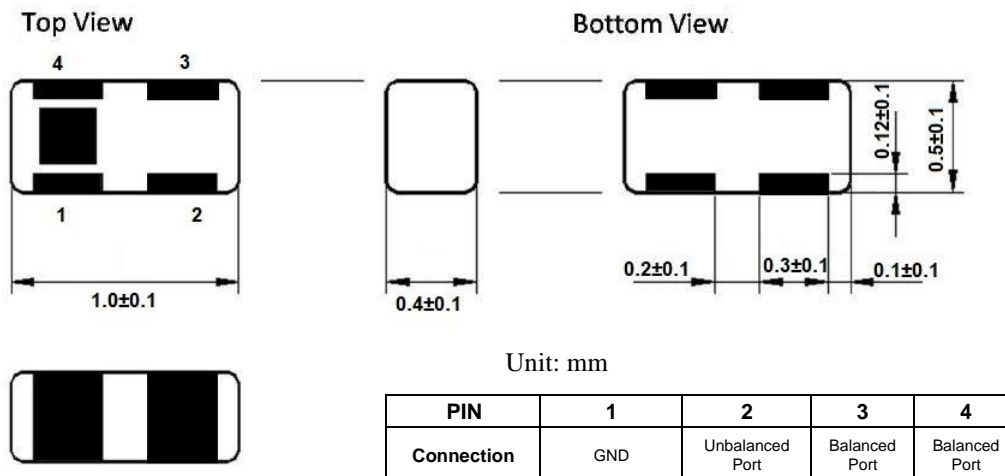


RBL-2430.000-1005-EV-001

ELECTRICAL SPECIFICATION

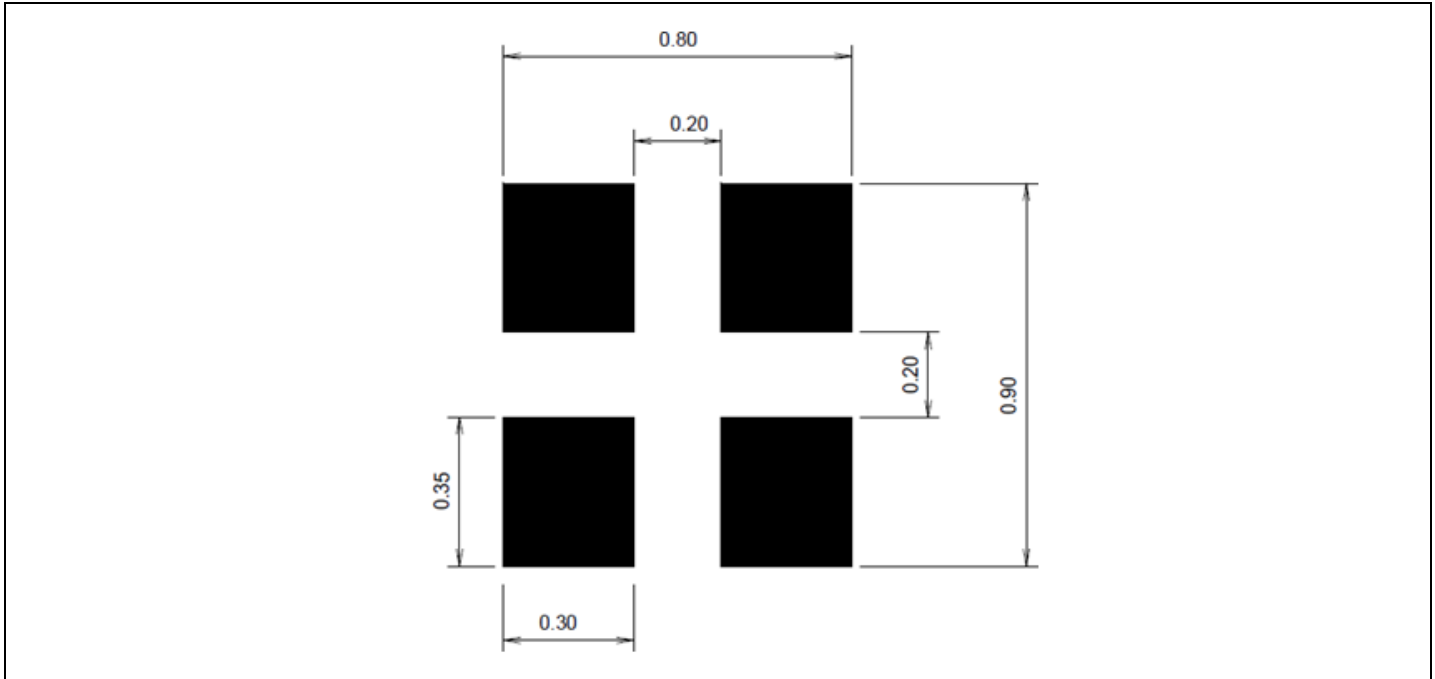
PARAMETERS		VALUE	UNIT
Frequency Range		2360 ~ 2500	MHz
Impedance	Unbalanced	50	Ω
	Balance	Match to NXP NxH2003, NxH2004, NxH3670 and NxH3675	-
	Differential Mode	100	Ω
	Common Mode	25	Ω
Phase Balance, max		180 \pm 10	$^{\circ}$
Insertion Loss, max	@ 25 $^{\circ}$ C	0.9	dB
	@ -40 ~ +85 $^{\circ}$ C	1.1	dB
Return Loss, min		10	dB
Amplitude Balance, max		1.5	dB
Power Capacity max		2.0	W
Attenuation, min	Differential Mode Attenuation	@ 4800 ~ 5000	5.0
	Common Mode Attenuation	@ 4800 ~ 5000	20
	Differential Mode Attenuation	@ 7200 ~ 7500	15
	Common Mode Attenuation	@ 7200 ~ 7500	5.0
	Differential Mode Attenuation	@ 9600 ~ 10000	5.0
	Common Mode Attenuation	@ 9600 ~ 10000	10.0
HBM ESD	Pass on all pins (Base on AEC-Q200-002)	1	kV
MM ESD	Pass (Base on EIA/JESD22-A115)	200	V
Moisture Sensitivity Level		1	-
Operating Temperature Range		-40 ~ +85	$^{\circ}$ C
Storage Temperature Range		-40 ~ +85	$^{\circ}$ C
Storage Condition before Soldering (Included packaging material)	Storage Temperature Range	+5 ~ +40	$^{\circ}$ C
	Relative Humidity	30 ~ 70	%

MECHANICAL SPECIFICATION

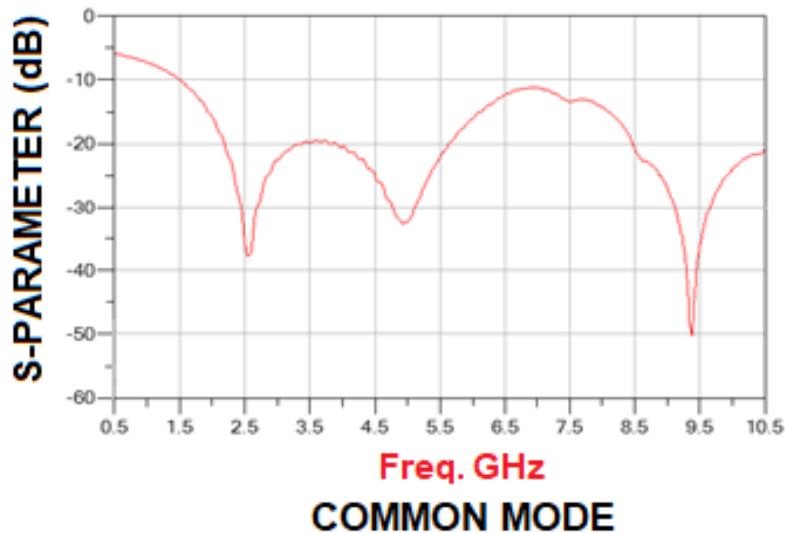


RBL-2430.000-1005-EV-001

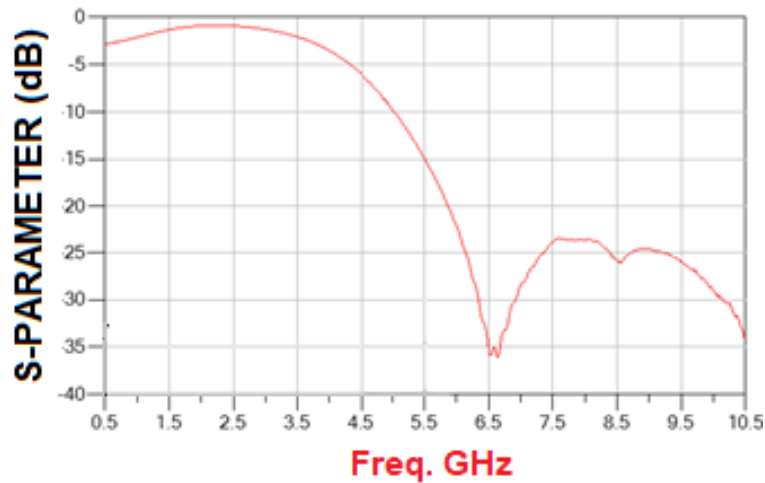
■ RECOMMENDED SOLDER PATTERN



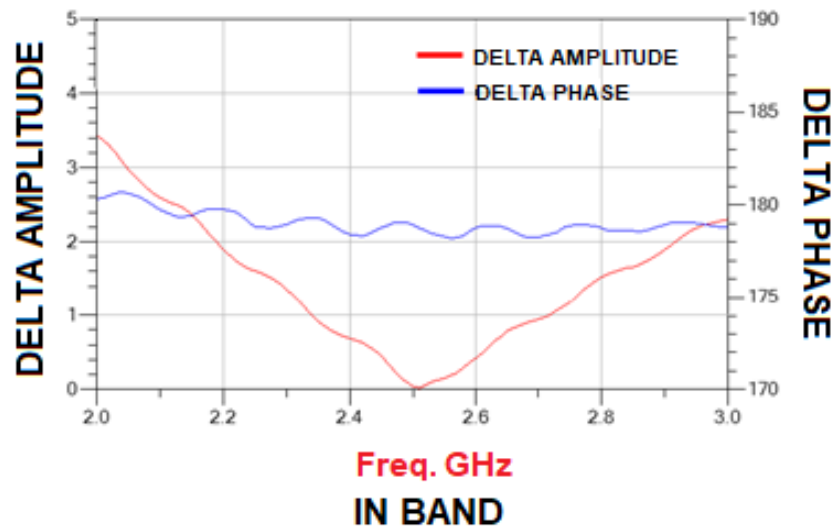
■ S-PARAMETERS



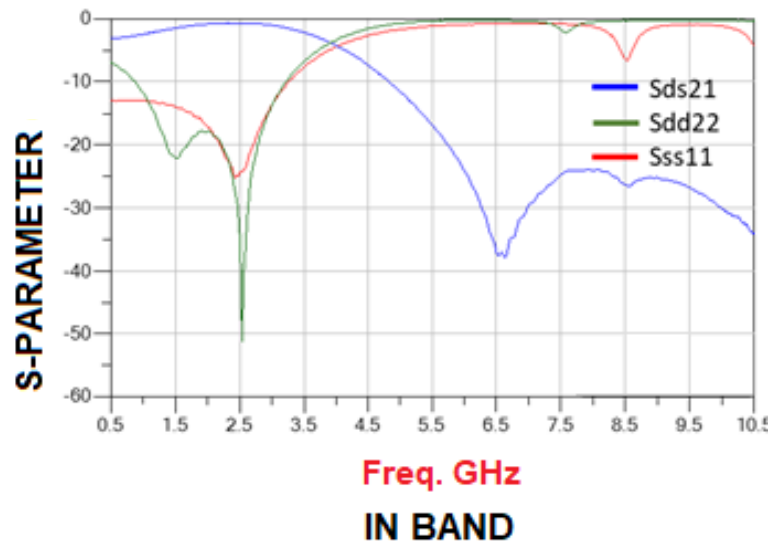
RBL-2430.000-1005-EV-001



DIFFERENTIAL MODE



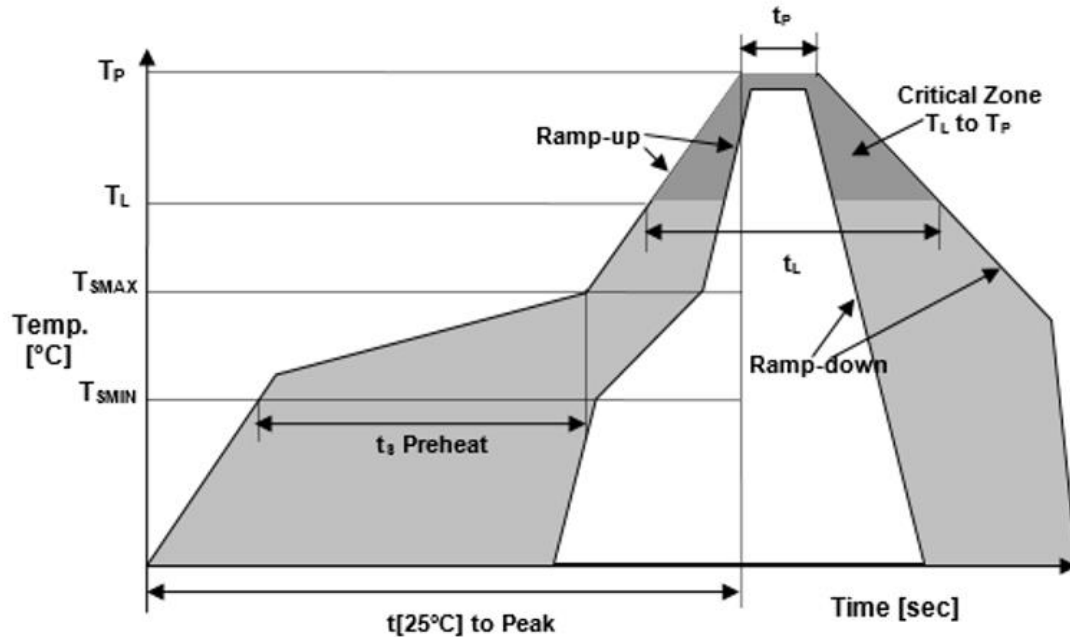
IN BAND



IN BAND

RBL-2430.000-1005-EV-001

REFLOW PROFILE



Reflow profile		
Temperature Min Preheat	T_{SMIN}	150°C
Temperature Max Preheat	T_{SMAX}	200°C
Time (T_{SMIN} to T_{SMAX})	t_s	60-180 sec.
Temperature	T_L	217°C
Peak Temperature	T_P	260°C
Ramp-up rate	R_{UP}	3°C/sec max.
Ramp-down rate	R_{DOWN}	6°C/sec max.
Time within 5°C of Peak Temperature	t_p	10 sec.
Time $t_{[25^\circ\text{C}]}$ to Peak Temperature	$t_{[25^\circ\text{C}]}$ to Peak	480 sec.
Time	t_L	60-150 sec.

APPROVAL

RALTRON	
DRAWN BY:	AR, November 16, 2020
APPROVED BY:	CP, November 16, 2020
REVISION:	A, Initial Release
	B, AR, November 30, 2020 Added S-Parameters
	C, AR, June 08, 2021
	Updated the Current Revision Levels



Raltron Electronics / RAMI Technology USA, LLC, including its affiliates, employees, agents and other persons acting on its behalf (collectively Raltron/RAMI Tech), disclaim any and all liability for any errors or inaccuracies contained in this data sheet. While Raltron/RAMI Tech has made every reasonable effort ensure the accuracy of all product information, specifications and data contained herein, Raltron/RAMI Tech does not guarantee that the information is accurate, reliable or current. The product information is provided only for reference purposes only and is subject to change, correction or revision, at any time without notice. Raltron/RAMI Tech does not assume any liability arising out of an application or use of any product described herein and disclaims any warranties expressed or implied. The user of products in such applications shall assume all risks of such use and will agree to hold Raltron/RAMI Tech, harmless against all damages.

Copyright © 2016, Raltron Electronics / RAMI Technology USA, LLC. All rights reserved. No part of this document may be reproduced in any form without the prior written permission of Raltron Electronics / RAMI Technology USA, LLC.