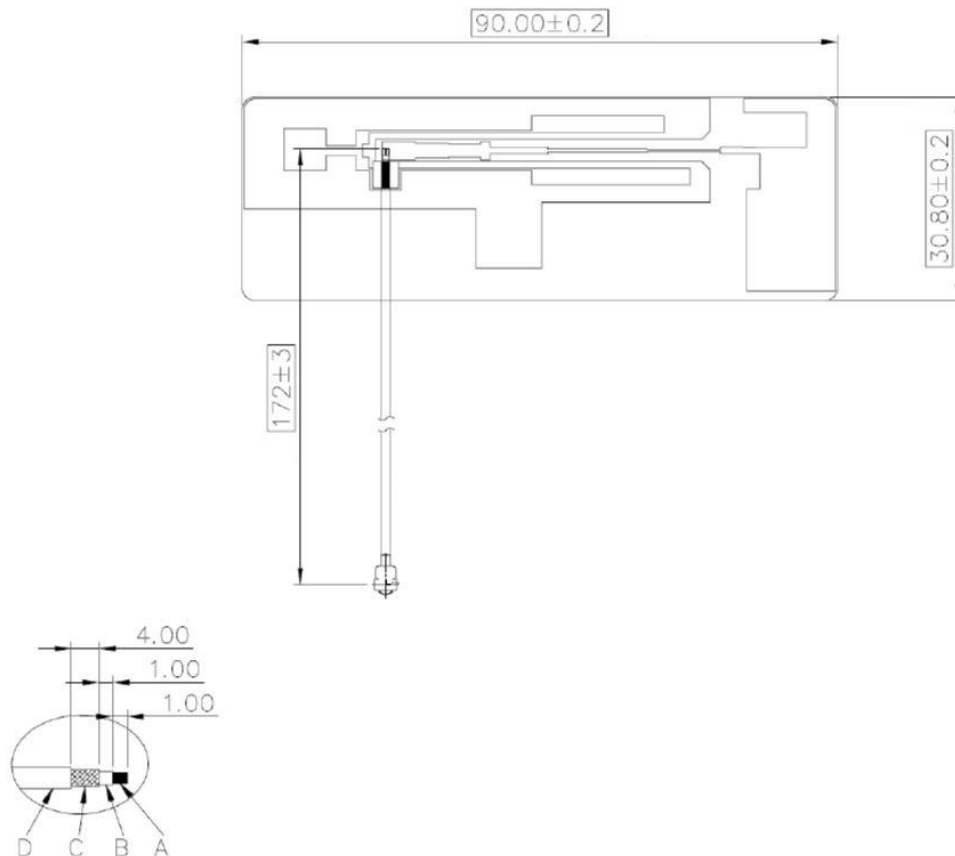


ELECTRICAL SPECIFICATION

PARAMETERS		VALUE	UNIT
Frequency Range		698 ~ 960 1710 ~ 2690	MHz
Peak Gain	@ 698 ~ 960 MHz	0.59	dBi
	@ 1710 ~ 2690 MHz	3.09	dBi
VSWR, max		3.0	-
Return Loss, max		-6.021	dB
Impedance		50	Ω
Radiation		Omni-Directional	-
Polarization		Linear Vertical	-
PCB	Type	FR4 (Single Layer)	-
	T	0.8	mm
Connector		IPEX (Gold)	-
Cable		\varnothing 1.37 (Gray)	-
Operating Temperature Range		-20 ~ +65	$^{\circ}$ C

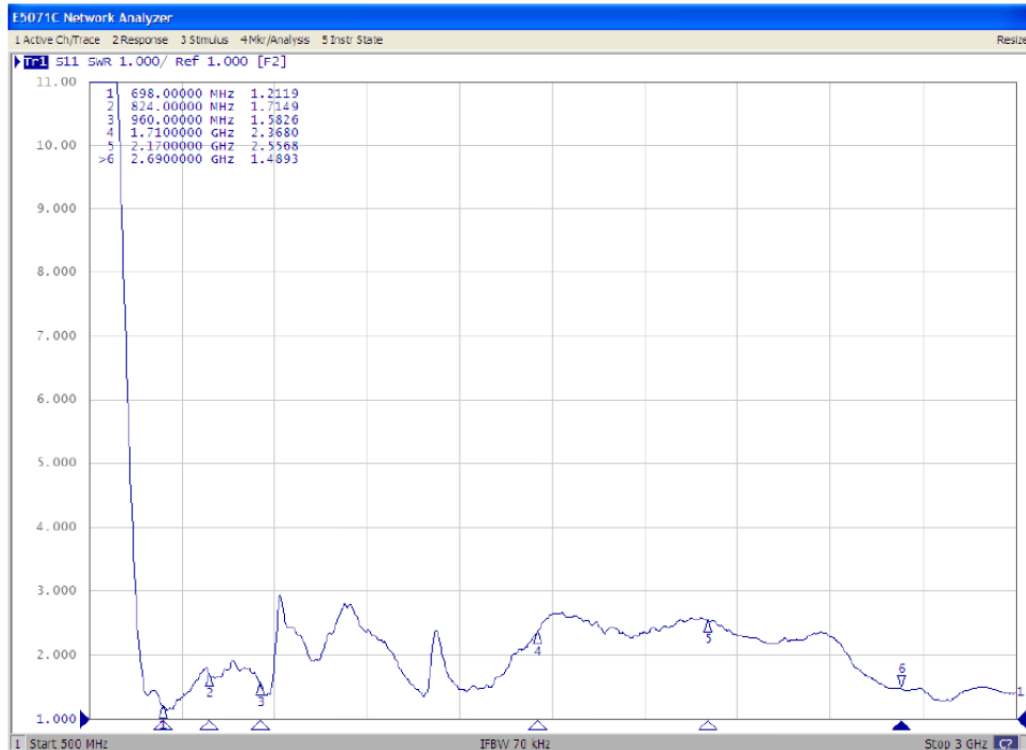
DIMENSIONS



Unit: mm

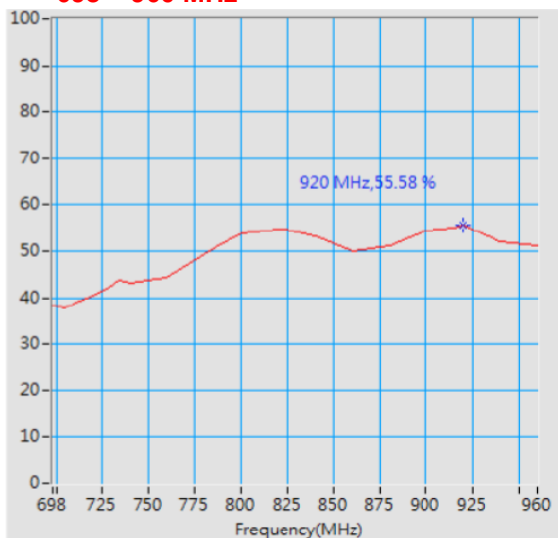
FREQUENCY CHARACTERISTICS

Return Loss

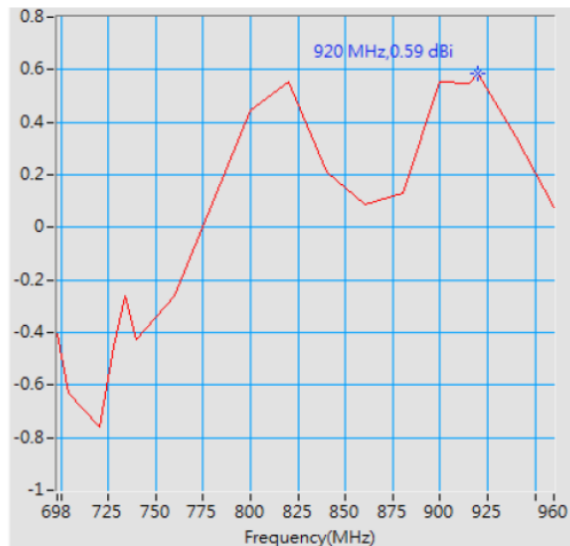


EFFICIENCY & PEAK GAIN

698 ~ 960 MHz

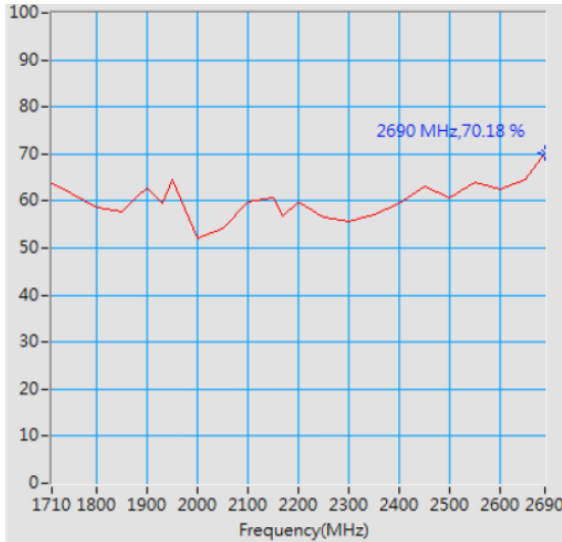


Maximum Efficiency at 920 MHz : 55.5 %

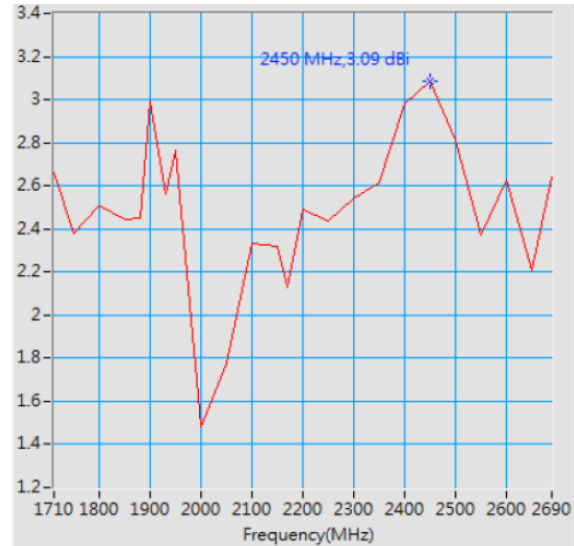


Maximum Peak Gain at 920 MHz : 0.59 dBi

1710 ~ 2690 GHz



Maximum Efficiency at 2690 MHz : 70.1 %



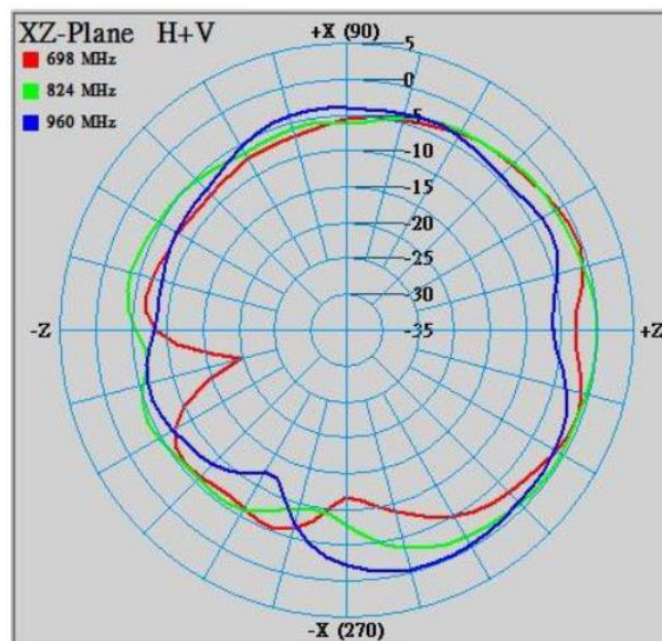
Maximum Peak Gain at 2450 MHz : 3.09 dBi

■ RADIATION PATTERN

698 ~ 960 MHz

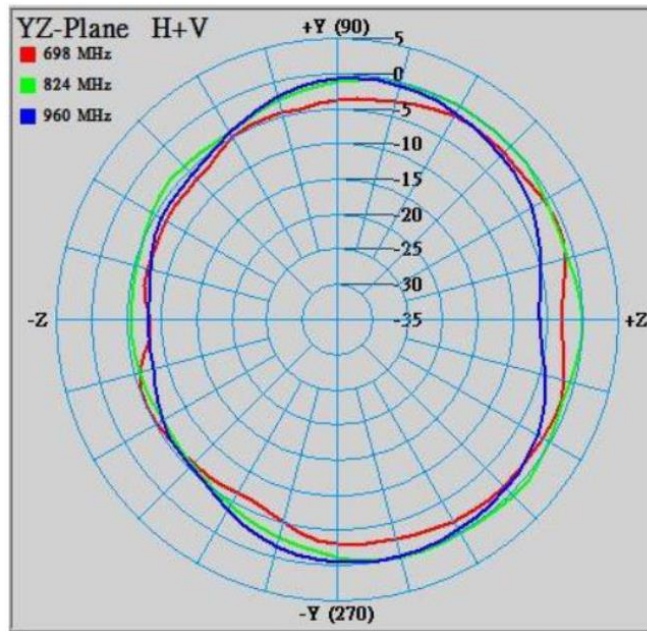
Gain . dB

X-Z Plane
Phi=0.00deg



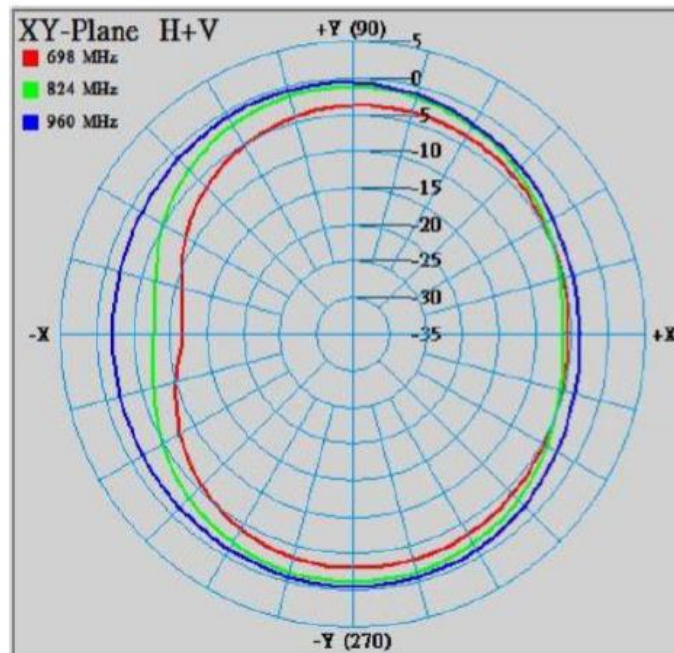
Y-Z Plane
Phi= 90.00deg

Gain . dB



X-Y Plane
Theta= 90.00deg

Gain . dB

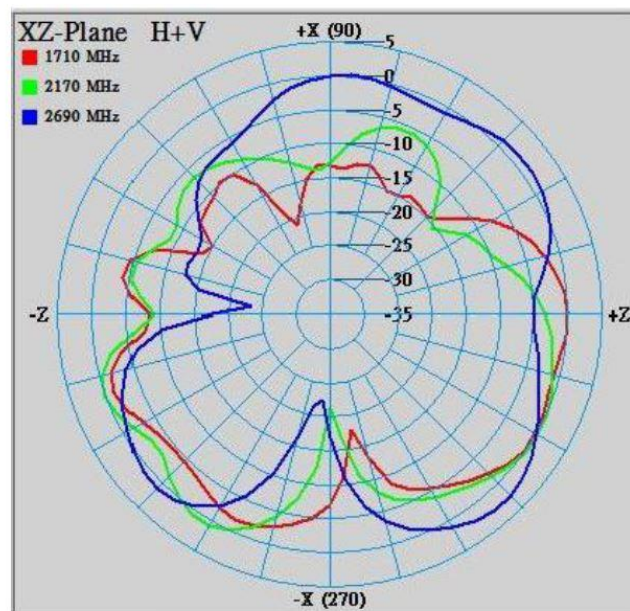


Frequency [MHz]	ZX plane		ZY plane		XY plane	
	Max Value [dB]	Average [dB]	Max Value [dB]	Average [dB]	Max Value [dB]	Average [dB]
698	-0.45	-4.66	-0.82	-3.43	-3.00	-5.02
824	-0.04	-3.31	0.48	-1.80	-1.14	-3.20
960	-0.31	-4.20	-0.18	-2.90	-0.53	-1.72

1710 ~ 2690 MHz

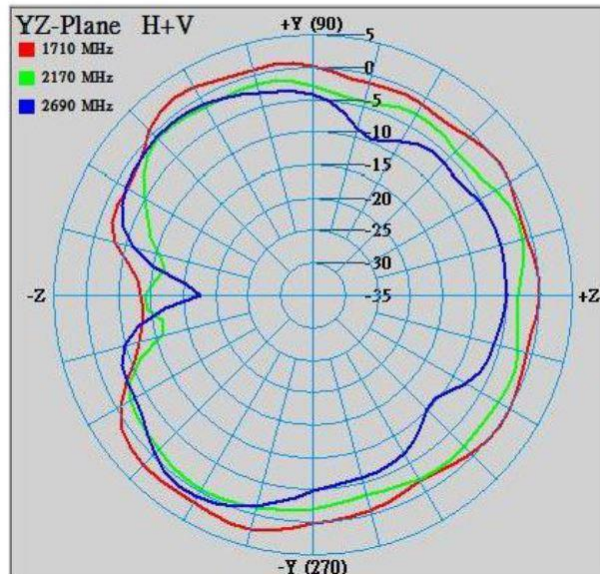
X-Z Plane
Phi=0.00deg

Gain . dB



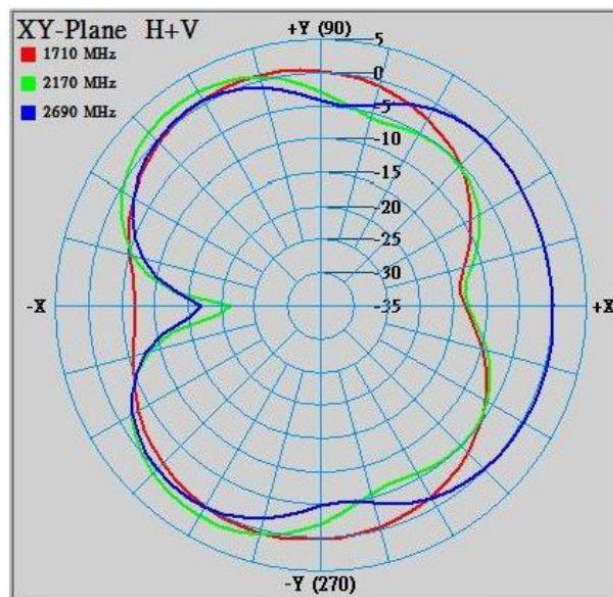
Y-Z Plane
Phi= 90.00deg

Gain . dB



X-Y Plane
Theta= 90.00deg

Gain . dB



Frequency [MHz]	ZX plane		ZY plane		XY plane	
	Max Value [dB]	Average [dB]	Max Value [dB]	Average [dB]	Max Value [dB]	Average [dB]
1710	-0.04	-4.69	2.34	-0.31	0.81	-2.30
2170	0.75	-4.20	-0.43	-2.72	2.12	-2.52
2690	2.56	-1.92	1.01	-3.90	0.48	-1.50

ENVIRONMENTAL

PARAMETER	VALUE
RoHS	Compliant
REACH SVHC	Compliant
HALOGEN-FREE	Compliant



APPROVAL

RALTRON	
DRAWN BY:	AR, March 24, 2022
APPROVED BY:	CP, March 24, 2022
REVISION:	A, Initial Release

Raltron Electronics / RAMI Technology USA, LLC, including its affiliates, employees, agents and other persons acting on its behalf (collectively Raltron/RAMI Tech), disclaim any and all liability for any errors or inaccuracies contained in this data sheet. While Raltron/RAMI Tech has made every reasonable effort ensure the accuracy of all product information, specifications and data contained herein, Raltron/RAMI Tech does not guarantee that the information is accurate, reliable or current. The product information is provided only for reference purposes only and is subject to change, correction or revision, at any time without notice. Raltron/RAMI Tech does not assume any liability arising out of an application or use of any product described herein and disclaims any warranties expressed or implied. The user of products in such applications shall assume all risks of such use and will agree to hold Raltron/RAMI Tech, harmless against all damages.

Copyright © 2016, Raltron Electronics / RAMI Technology USA, LLC. All rights reserved. No part of this document may be reproduced in any form without the prior written permission of Raltron Electronics / RAMI Technology USA, LLC.