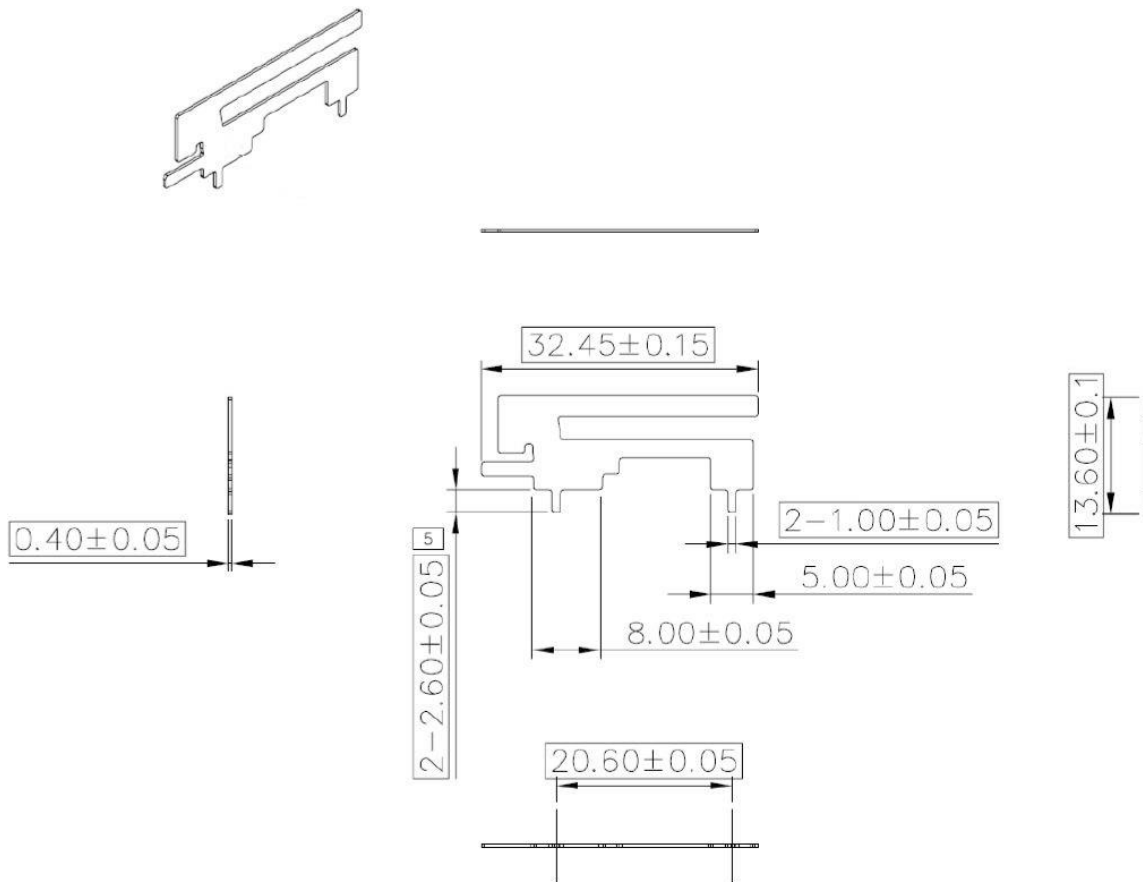


#### ELECTRICAL SPECIFICATION

PARAMETERS		VALUE	UNIT
Frequency Range		2400 ~ 2500      5150 ~ 7125	MHz
Return Loss, max		-10	dB
VSWR, max		2.0	-
Radiation		Omni-Directional	-
Peak Gain	@ 2400 ~ 2500MHz	3.51	dBi
	@ 5150 ~ 7125 MHz	5.58	dBi
Impedance		50	$\Omega$
Polarization		Linear Vertical	-
Admitted Power		1	W
Operating Tempetaura Range		-20 ~ +65	$^{\circ}\text{C}$
Antenna Material		SUS 430;T=0.4	mm

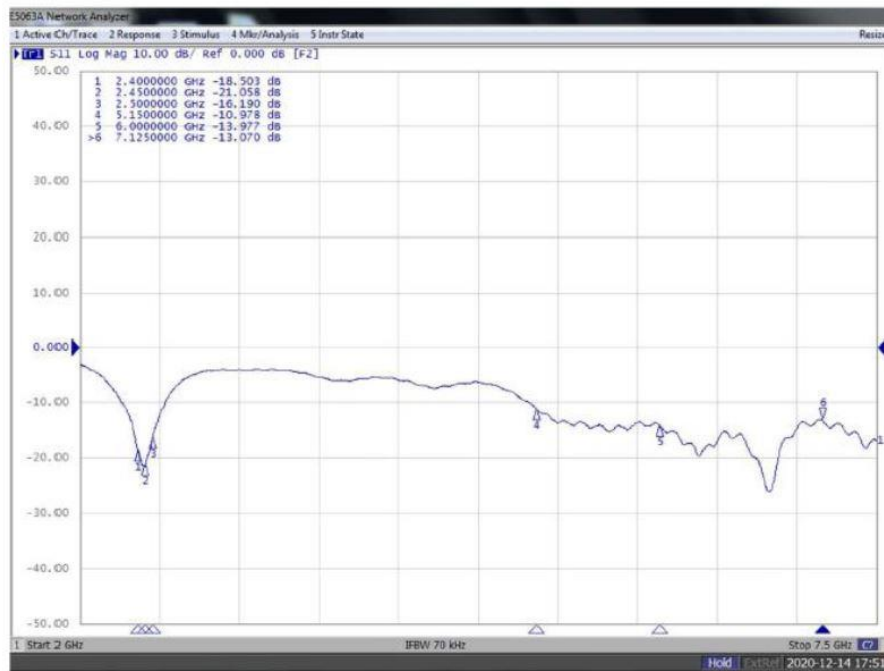
#### DIMENSIONS



Unit : mm

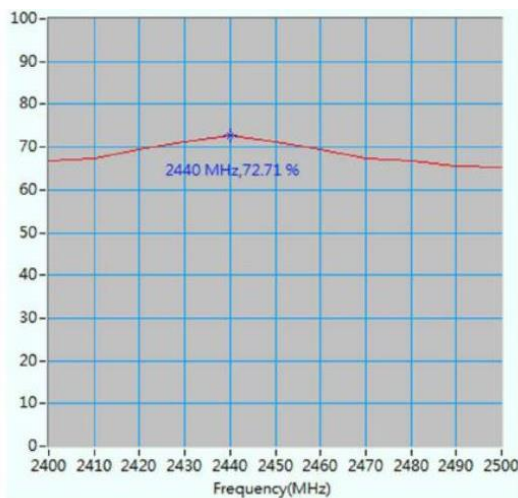
#### FREQUENCY CHARACTERISTICS

##### Return Loss

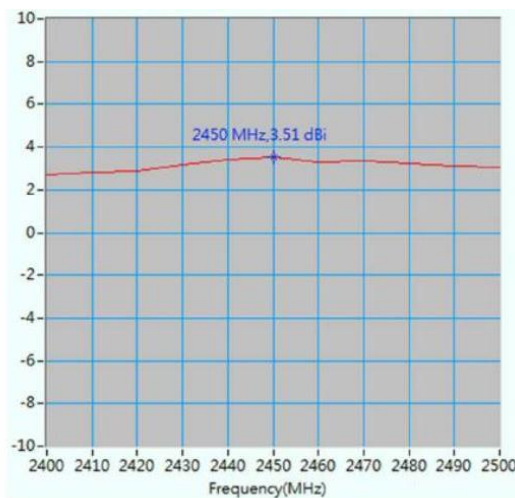


#### ANTENNA EFFICIENCY AND PEAK GAIN

##### UNI12

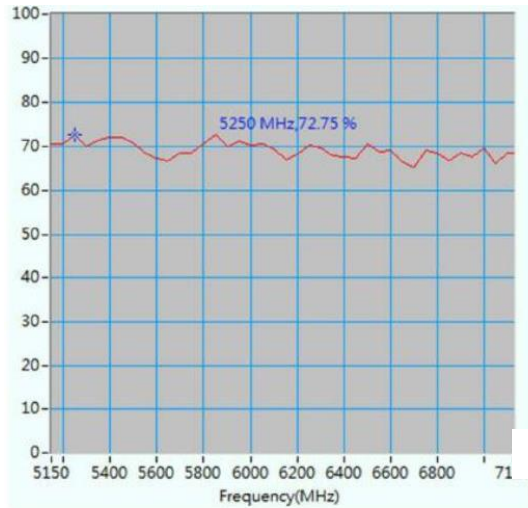


Maximum Efficiency at 2440 MHz : 72.7 %

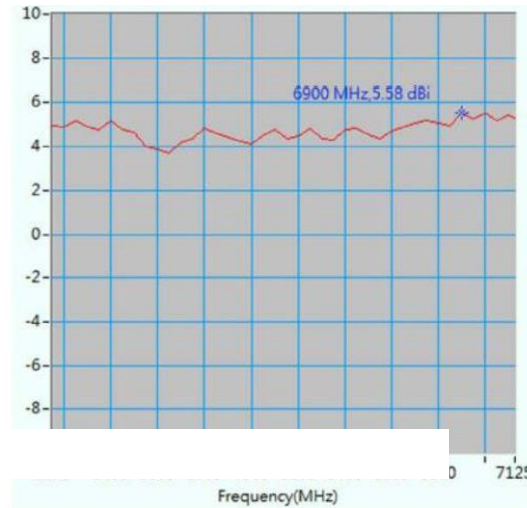


Maximum Peak Gain at 2450 MHz : 3.51 dBi

#### UNII 5G



Maximum Efficiency at 5250 MHz : 72.7 %



Maximum Peak Gain at 6900 MHz : 5.58 dBi

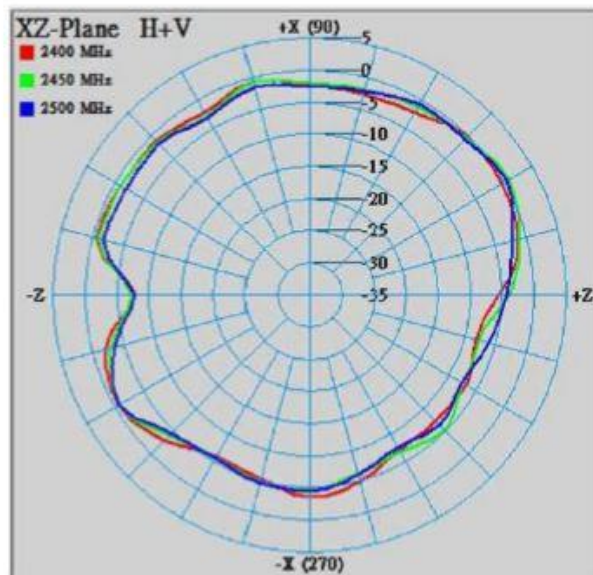
#### ■ RADIATION PATTERN

#### UNII 2G

X-Z Plane

Phi=0.00deg

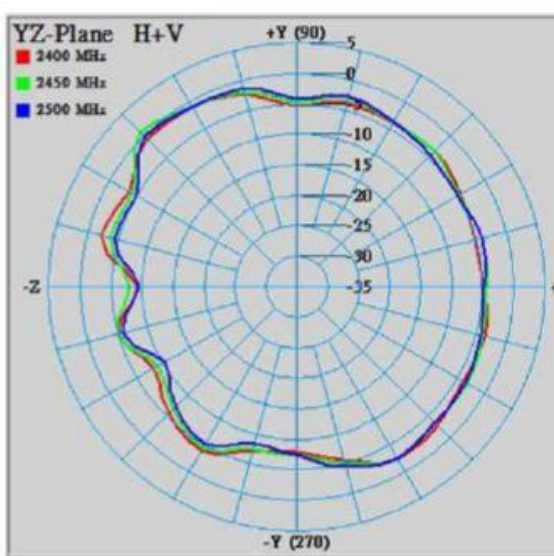
Gain . dB



### Y-Z Plane

Phi=90.00deg

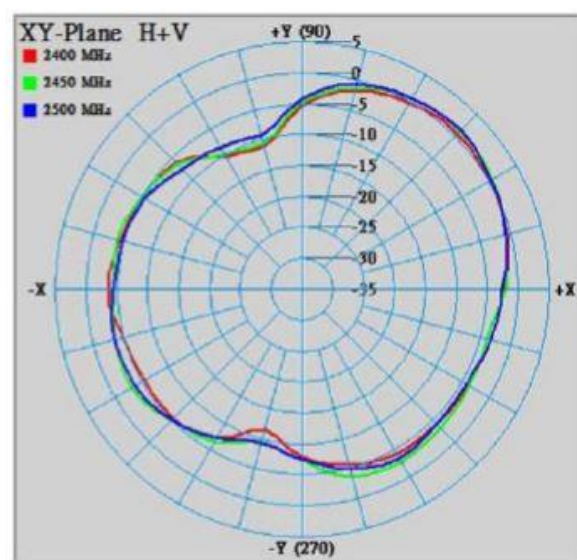
Gain . dB



### X-Y Plane

Theta=90.00deg

Gain . dB



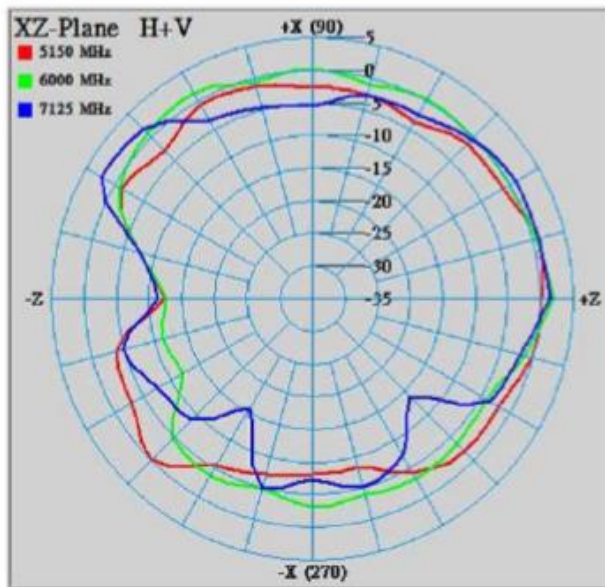
Frequency [MHz]	ZX plane		ZY plane		XY plane	
	Max Value [dB]	Average [dB]	Max Value [dB]	Average [dB]	Max Value [dB]	Average [dB]
2400	-0.19	-2.79	-0.76	-4.02	0.57	-3.71
2450	0.83	-2.71	0.83	-3.86	1.19	-3.16
2500	0.41	-3.09	-0.14	-4.12	1.29	-3.31

UNII 5G

X-Z Plane

Phi=0.00deg

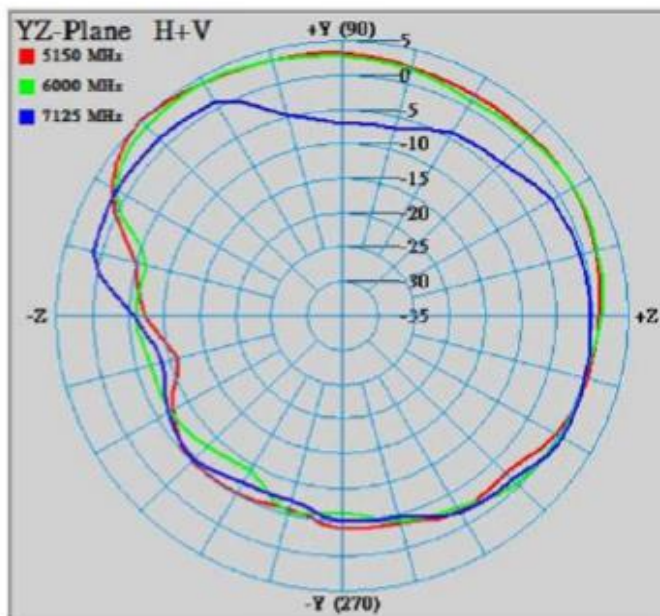
Gain . dB



Y-Z Plane

Phi=90.00deg

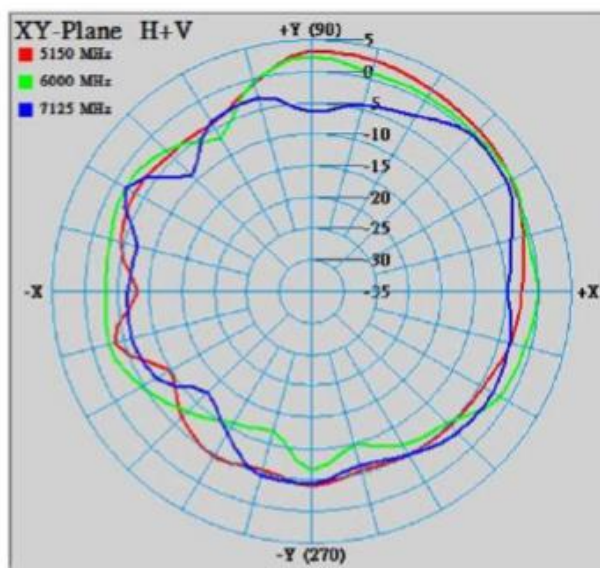
Gain . dB



### X-Y Plane

Theta=90.00deg

Gain . dB



Frequency [MHz]	ZX plane		ZY plane		XY plane	
	Max Value [dB]	Average [dB]	Max Value [dB]	Average [dB]	Max Value [dB]	Average [dB]
5150	0.67	-2.50	4.98	0.45	3.27	-1.88
6600	1.87	-1.73	4.10	0.21	2.43	-2.03
7125	2.23	-2.65	1.45	-2.12	0.15	-3.93

### ENVIRONMENTAL

PARAMETER	VALUE
RoHS	Compliant
REACH SVHC	Compliant
HALOGEN-FREE	Compliant



### APPROVAL

RALTRON	
DRAWN BY:	AR, September 13, 2023
APPROVED BY:	CP, September 13, 2023
REVISION:	A, Initial Release

Raltron Electronics / RAMI Technology USA, LLC, including its affiliates, employees, agents and other persons acting on its behalf (collectively Raltron/RAMI Tech), disclaim any and all liability for any errors or inaccuracies contained in this data sheet. While Raltron/RAMI Tech has made every reasonable effort ensure the accuracy of all product information, specifications and data contained herein, Raltron/RAMI Tech does not guarantee that the information is accurate, reliable or current. The product information is provided only for reference purposes only and is subject to change, correction or revision, at any time without notice. Raltron/RAMI Tech does not assume any liability arising out of an application or use of any product described herein and disclaims any warranties expressed or implied. The user of products in such applications shall assume all risks of such use and will agree to hold Raltron/RAMI Tech, harmless against all damages.

Copyright © 2016, Raltron Electronics / RAMI Technology USA, LLC. All rights reserved. No part of this document may be reproduced in any form without the prior written permission of Raltron Electronics / RAMI Technology USA, LLC