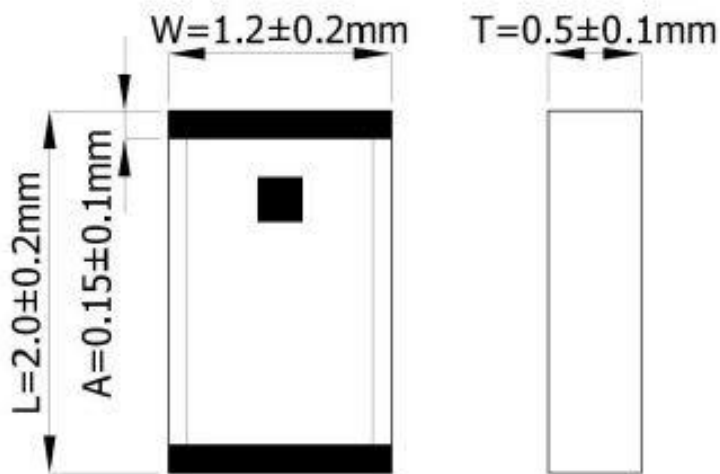


#### ELECTRICAL SPECIFICATION

PARAMETERS	VALUE	UNIT
Frequency Range	2400 ~ 2500	MHz
Gain, typ	0.29	dBi
VSWR, max	2.6	-
Polarization	Linear	-
Azimuth Beamwidth	Omni-Directional	-
Impedance	50	$\Omega$


#### MECHANICAL SPECIFICATION



Symbol	Dimension (mm)
L	$2.0 \pm 0.20$
W	$1.20 \pm 0.20$
T	$0.50 \pm 0.10$
A	$0.15 \pm 0.10$

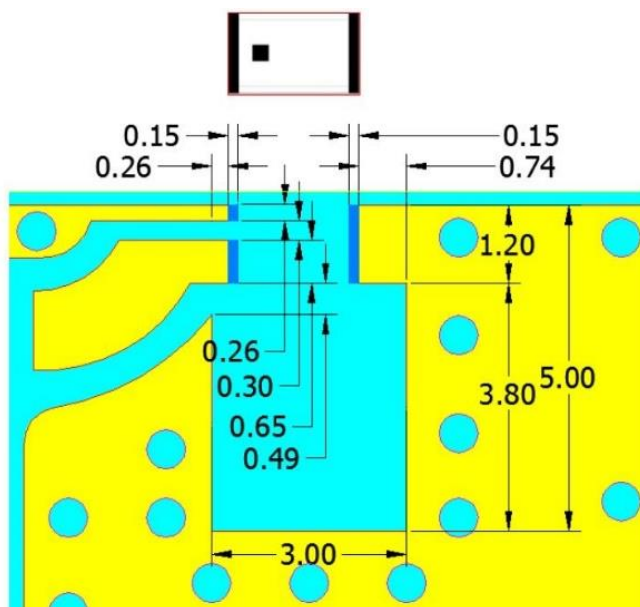
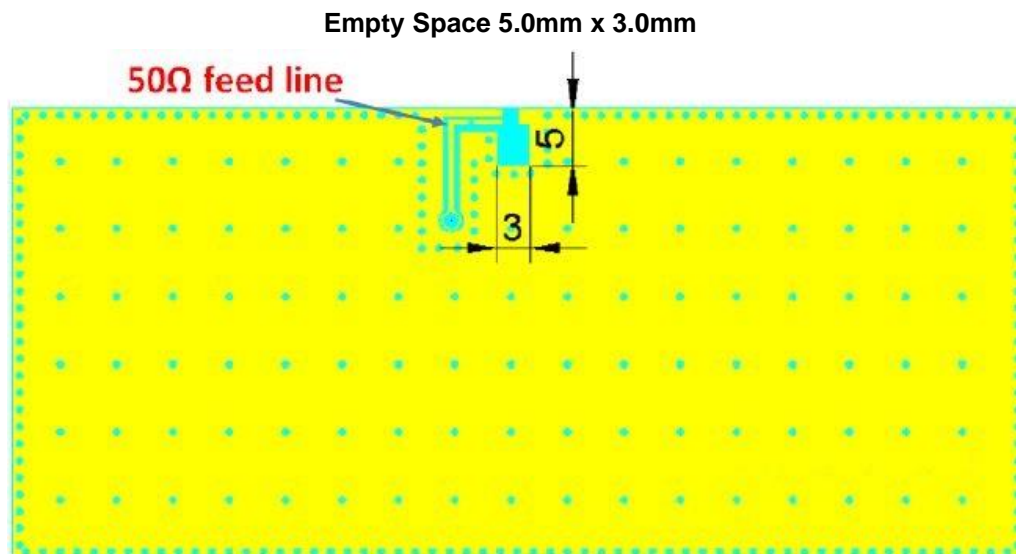
#### CONSTRUCTION

Top view



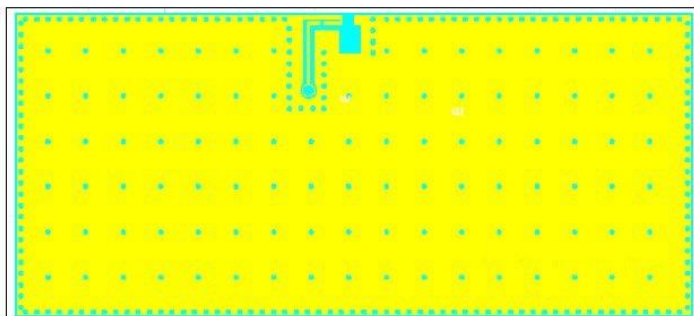
PIN	Connection
1	Feeding
2	Soldering terminal

#### ■ SOLDER LAND PATTERN

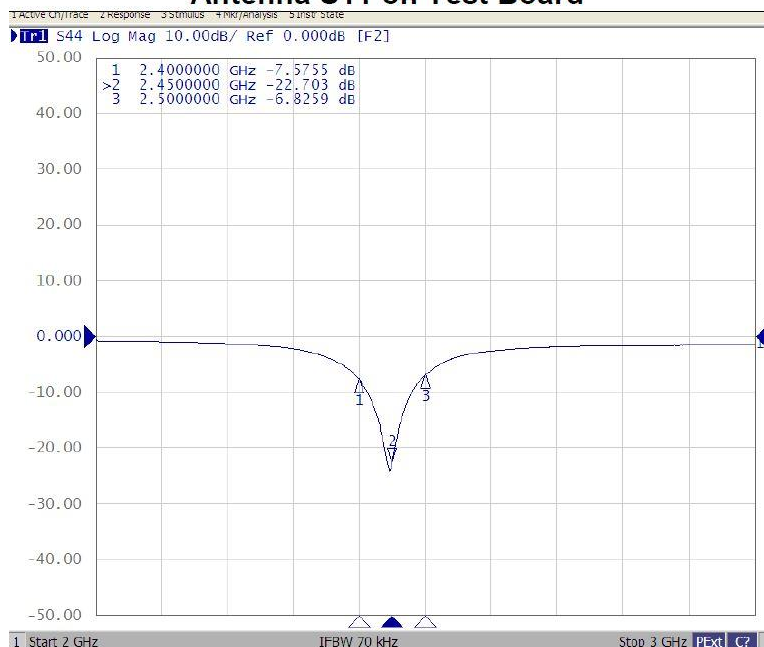


#### FREQUENCY CHARACTERISTICS

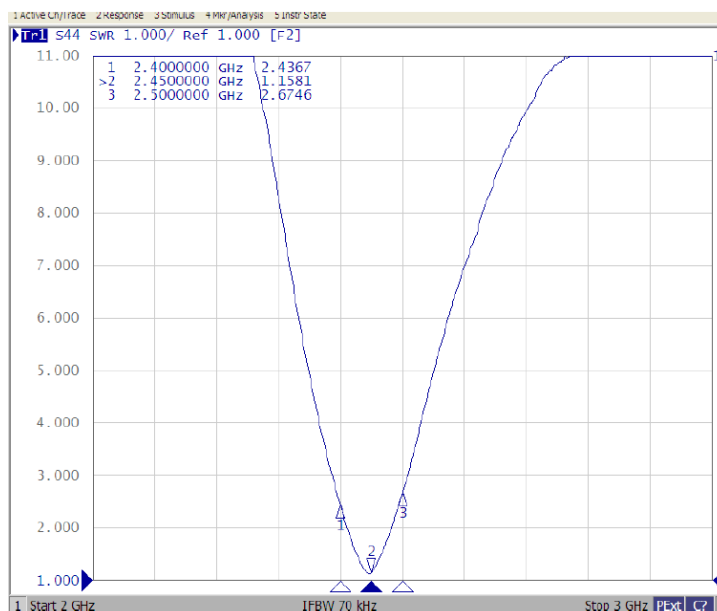
Thickness 0.8mm



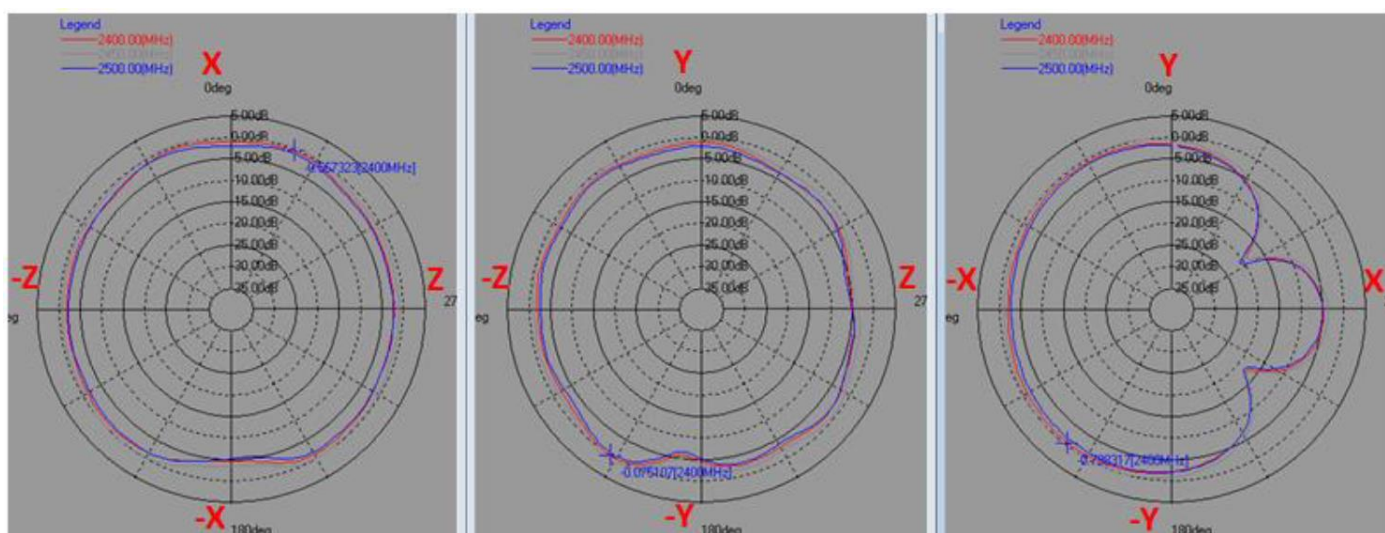
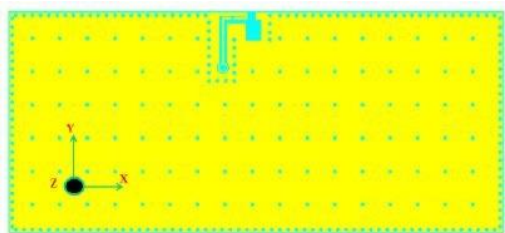
Antenna S11 on Test Board



Antenna VSWR on Test Board



### RADIATION PATTERN



	ZX plane		ZY plane		XY plane	
Frequency [MHz]	Max Value [dB]	Average [dB]	Max Value [dB]	Average [dB]	Max Value [dB]	Average [dB]
2400	-0.57	-1.91	-0.02	-4.53	-1.07	-3.81
2450	0.29	-0.89	0.03	-4.36	-1.21	-4.09
2500	-1.13	-2.27	-0.67	-4.63	-1.89	-4.79

### APPROVAL

RALTRON	
DRAWN BY:	AR, September 10, 2018
APPROVED BY:	CP, September 10, 2018
REVISION:	A, Initial Release
	B, August 25, 2020 Updated the Current Revision Levels

Raltron Electronics / RAMI Technology USA, LLC, including its affiliates, employees, agents and other persons acting on its behalf (collectively Raltron/RAMI Tech), disclaim any and all liability for any errors or inaccuracies contained in this data sheet. While Raltron/RAMI Tech has made every reasonable effort ensure the accuracy of all product information, specifications and data contained herein, Raltron/RAMI Tech does not guarantee that the information is accurate, reliable or current. The product information is provided only for reference purposes only and is subject to change, correction or revision, at any time without notice. Raltron/RAMI Tech does not assume any liability arising out of an application or use of any product described herein and disclaims any warranties expressed or implied. The user of products in such applications shall assume all risks of such use and will agree to hold Raltron/RAMI Tech, harmless against all damages.

Copyright © 2016, Raltron Electronics / RAMI Technology USA, LLC. All rights reserved. No part of this document may be reproduced in any form without the prior written permission of Raltron Electronics / RAMI Technology USA, LLC