


ELECTRICAL SPECIFICATION

PARAMETERS		VALUE	UNIT
Working Frequency Range		3000 ~ 10000	MHz
Center Frequency		6500	MHz
Gain		1.5 ~ 4.5	dBi
VSWR, max		2.0	-
Power Capacity, max		3.0	W
Input Power, max	@ 5 min.	5	W
Polarization		Linear	-
Matching Component Value	Series 1	3.3	pF
	Shunt 2	2	pF
HBM ESD	Pass on all pins (Base on AECQ200-002)	1	kV
MM ESD	Pass (Base on EIA/JESD22-A115)	200	V
Operating Temperature Range		-40 ~ +85	°C
Storage Temperature Range		-40 ~ +85	°C
Storage Condition before Soldering (Included packaging material)	Storage Temperature Range	+5 ~ +40	°C
	Relative humidity	30 ~ 70	%

MECHANICAL SPECIFICATION

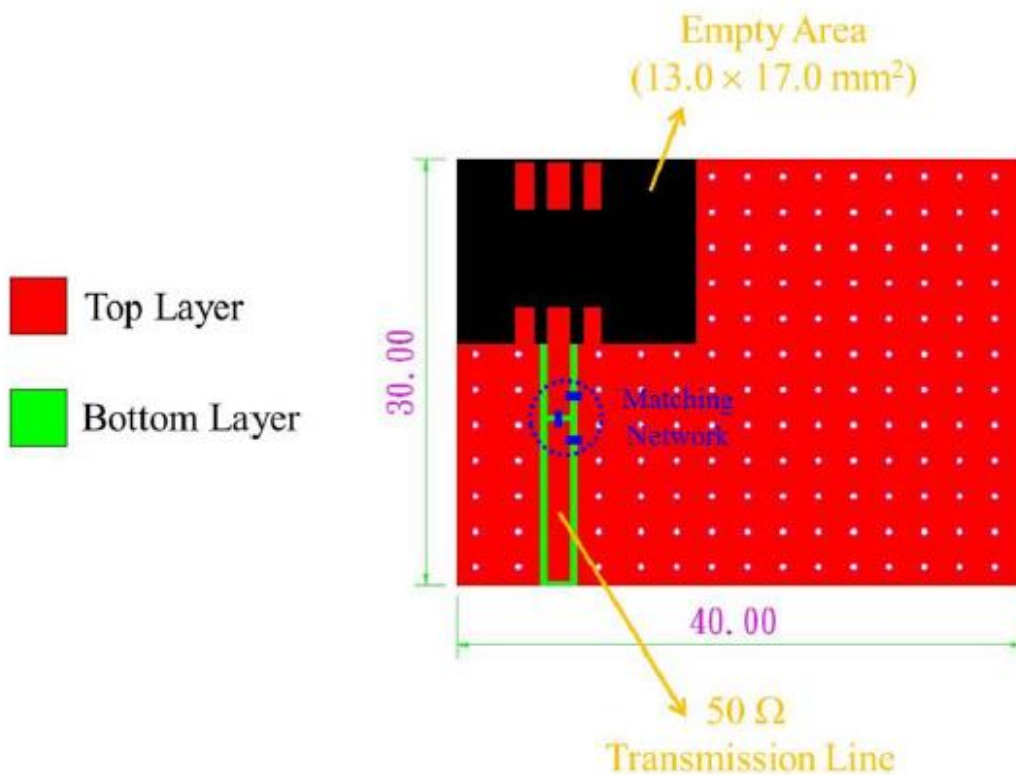
Figure	Symbol	Dimension (mm)
<p>The figure shows two views of the chip antenna. The top view is a square with a central circular pad. Dimensions L and W are indicated for the square. Dimension T is the thickness of the chip. The side view shows the profile of the chip with dimensions A, B, C, and D. Dimension A is the height of the top layer, B is the height of the bottom layer, C is the height of the central pad, and D is the thickness of the bottom layer.</p>	L	8.00 ± 0.30
	W	6.00 ± 0.30
	T	1.00 ± 0.20
	A	1.50 ± 0.30
	B	1.20 ± 0.30
	C	1.05 ± 0.30
	D	0.50 ± 0.30

CONSTRUCTION

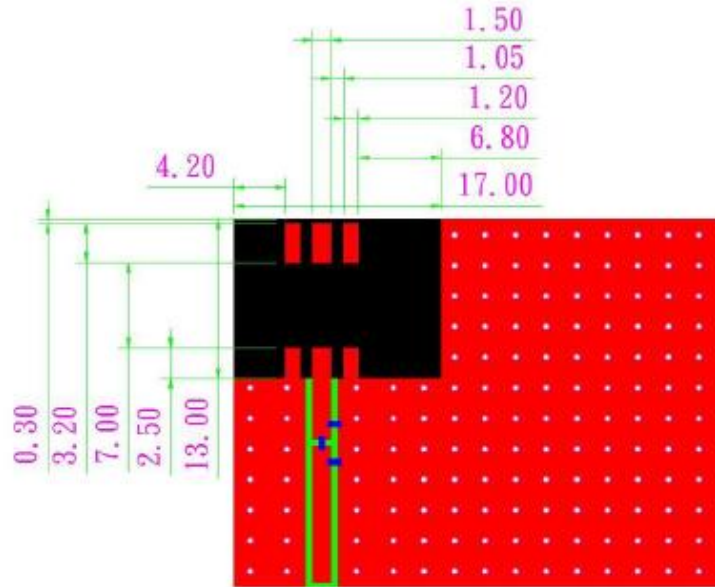


PIN	Connection
1	GND
2	Feeding
3	GND
4	Soldering Terminal
5	Soldering Terminal
6	Soldering Terminal

■ SOLDER LAND PATTERN DESIGN



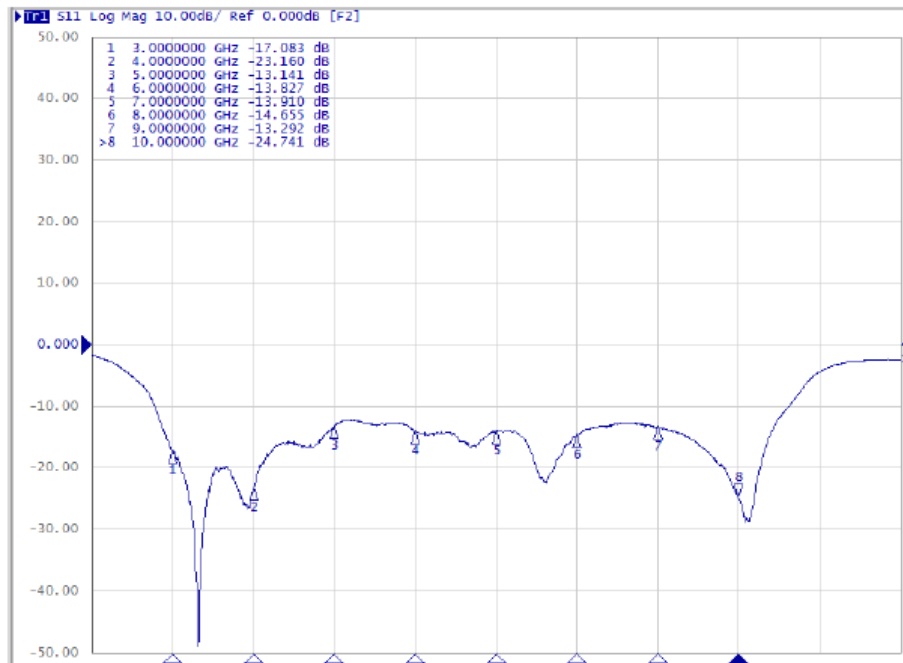
Antenna on Test Board (Thickness 1.0 mm)



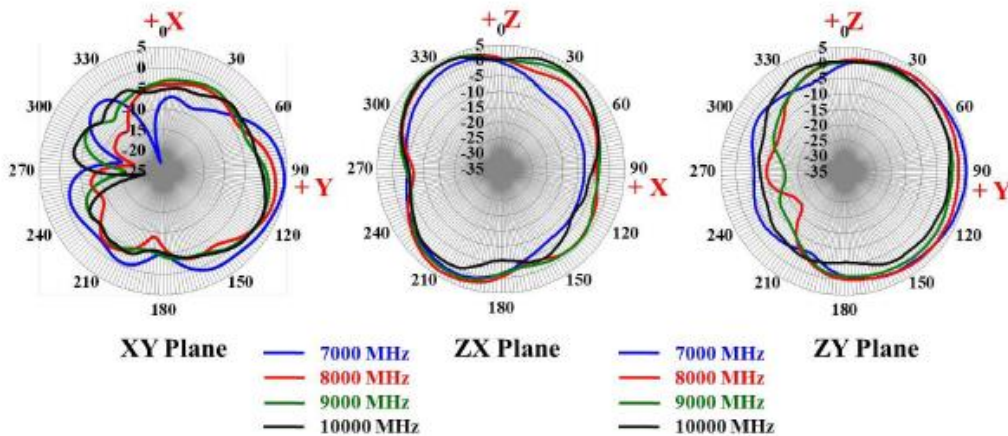
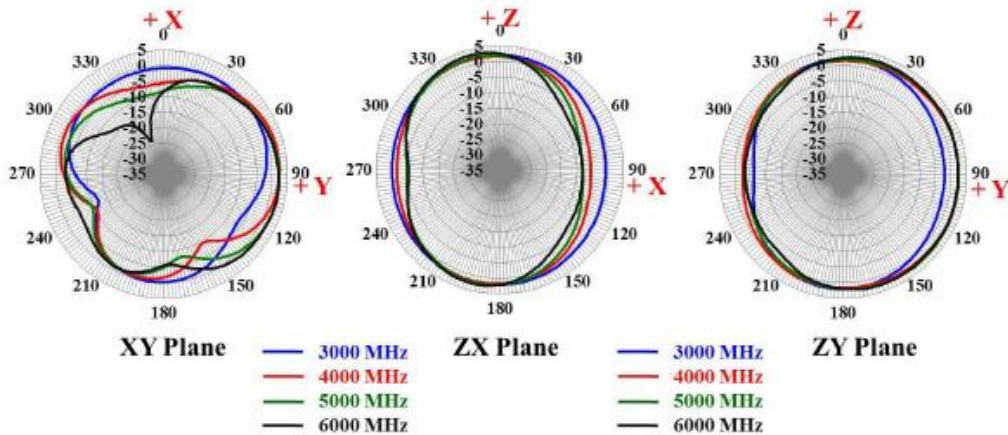
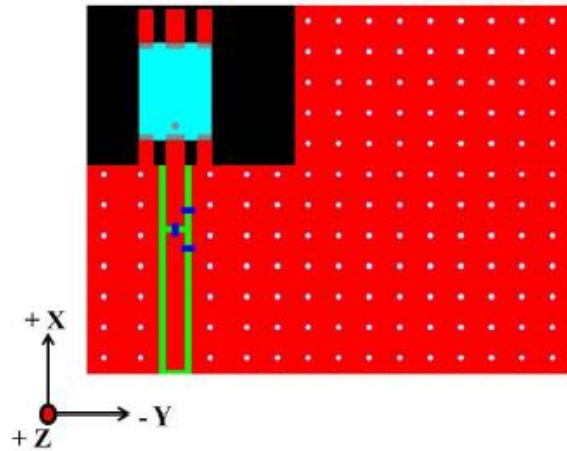
Unit: mm

■ FREQUENCY CHARACTERISTICS

Antenna S11 on Test Board



■ RADIATION PATTERN



■ ENVIRONMENTAL

PARAMETER	VALUE
RoHS	Compliant
REACH SVHC	Compliant
HALOGEN-FREE	Compliant



■ APPROVAL

RALTRON	
DRAWN BY:	AR, February 25, 2021
APPROVED BY:	CP, February 25, 2021
REVISION:	A, Initial Release

Raltron Electronics / RAMI Technology USA, LLC, including its affiliates, employees, agents and other persons acting on its behalf (collectively Raltron/RAMI Tech), disclaim any and all liability for any errors or inaccuracies contained in this data sheet. While Raltron/RAMI Tech has made every reasonable effort ensure the accuracy of all product information, specifications and data contained herein, Raltron/RAMI Tech does not guarantee that the information is accurate, reliable or current. The product information is provided only for reference purposes only and is subject to change, correction or revision, at any time without notice. Raltron/RAMI Tech does not assume any liability arising out of an application or use of any product described herein and disclaims any warranties expressed or implied. The user of products in such applications shall assume all risks of such use and will agree to hold Raltron/RAMI Tech, harmless against all damages.

Copyright © 2016, Raltron Electronics / RAMI Technology USA, LLC. All rights reserved. No part of this document may be reproduced in any form without the prior written permission of Raltron Electronics / RAMI Technology USA, LLC.