

OCXO SERIES IEEE 1100



ELECTRICAL SPECIFICATIONS

PARAMETER	SYMBOL	CONDITION	VALUE			UNIT
			Min.	Typ.	Max.	
Frequency Range*	f_0		10.000		50.000	MHz
Supply Voltage	V_s	$V_s \pm 5\%$	3.135	3.3	3.465	V
			4.75	5.0	5.25	
Power Consumption	P_s	Steady state, @ 25°C			1.5	W
	$P_{s,w}$	During warm-up, @ 25°C			2.5	W
Warm-up Time	t_w	V_s , $T_a = +25^\circ\text{C}$, within ± 100 ppb of final frequency with reference after 1 hour on			5	min
Frequency Calibration	$\Delta f/f_0$	$T_a = +25^\circ\text{C}$, after 15mins power on ref. to nominal frequency	-200		+200	ppb
Frequency Stability vs. Temperature*	$\Delta f/f_0 (T_a)$	Measurement referenced to $(f_{\text{max}} + f_{\text{min}})/2$. See Table	-5		+5	ppb
Frequency Stability vs. Supply Voltage	$\Delta f/f_0 (\Delta V_{CC})$	$T_a = 25^\circ\text{C}$, $V_s \pm 5\%$, load=15pF	-5		+5	ppb
Frequency Stability vs. Load Variation	$\Delta f/f_0 (\Delta I)$	$T_a = 25^\circ\text{C}$, V_s , load=15pF $\pm 5\%$	-5		+5	ppb
Aging, after 30 days of operation	$\Delta f/\Delta t_d$	Per day	-3.0		+3.0	ppb
	$\Delta f/\Delta t_y$	First year	-500		+500	ppb
	$\Delta f/\Delta t_y$	10 years	-3		+3	ppm
Operating Temperature Range*		See Table 1	-40		+85	°C
Storage Temperature	$T_{(stg)}$		-40		+105	°C
Short Term Stability		$\tau = 1s$			0.05	ppb
Control Voltage Range	V_c		0	1.65	3.0	V
Frequency Tuning Range		$V_c = 0V$	-4		-2	ppm
		$V_c = 1.65V$	-200		+200	ppb
		$V_c = 3.3V$	+2		+4	ppm
Linearity			-10		+10	%

*Not any combination Frequency-Operating Temperature Range- Stability is available. Please consult factory

OCXO SERIES IEEE 1100

PHASE NOISE

PARAMETER	SYMBOL	CONDITION	VALUE			UNIT
			Min.	Typ. / Nom.*	Max.	
@1 Hz Offset	$\mathcal{E} (\Delta f)$				-80	dBc/Hz
@10 Hz Offset	$\mathcal{E} (\Delta f)$				-110	dBc/Hz
@100 Hz Offset	$\mathcal{E} (\Delta f)$				-135	dBc/Hz
@1 kHz Offset	$\mathcal{E} (\Delta f)$				-145	dBc/Hz
@10 kHz Offset	$\mathcal{E} (\Delta f)$				-150	dBc/Hz
@100 kHz Offset	$\mathcal{E} (\Delta f)$				-153	dBc/Hz

CMOS OUTPUT CHARACTERISTICS

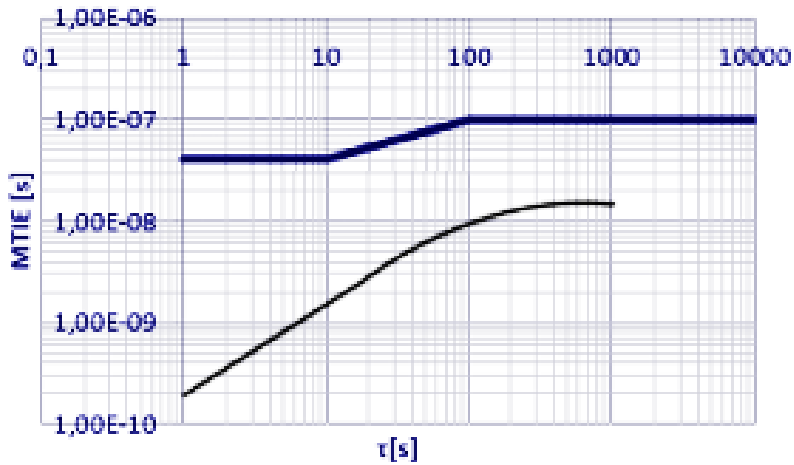
PARAMETER	SYMBOL	CONDITION	VALUE			UNIT
			Min.	Typ.	Max.	
Output Levels	VOH/VOL	$V_{CC} = 3.3V$, load = 15pF		2.4/0.4		V
Duty Cycle	DC	load = 15pF		45/55		%
Rise/Fall Time	t_r/t_f	10% ~ 90% Vout			5	ns
Load				15	±5%	pF

Table 1

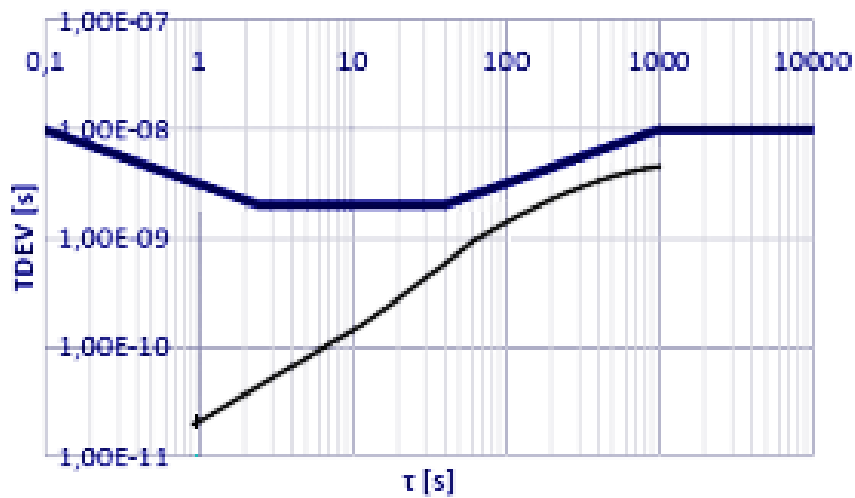
TEMPERATURE RANGE °C	FREQUENCY STABILITY (ppb)						
	5	10	20	30	50	100	200
0 ~ +60	Y	Y	Y	Y	Y	Y	Y
-10 ~ +60	Y	Y	Y	Y	Y	Y	Y
-20 ~ +70	Y	Y	Y	Y	Y	Y	Y
-30 ~ +70	Y	Y	Y	Y	Y	Y	Y
-40 ~ +75	Y	Y	Y	Y	Y	Y	Y
-40 ~ +85	Y	Y	Y	Y	Y	Y	Y
-55 ~ +85	-	-	Y	Y	Y	Y	Y

OCXO SERIES IEEE 1100

MTIE



TDEV

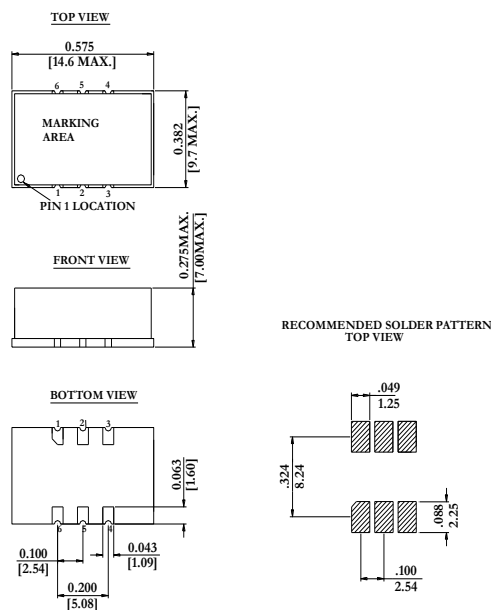


OCXO SERIES IEEE 1100

ENVIRONMENTAL MECHANICAL CONDITIONS

Storage temperature range	-55°C to +105°C
Drop Test	The test shall be carried out as the provisions of the IEC60028-2-32 test Ed. 10cm height, 3 times on hard board with thickness of 3cm
Bumping Test	Device are bumped to three mutually perpendicular axes at peak acceleration of 400m/s ² , each 4000±10times, 6ms pulse duration time
Vibration Test	Frequency range: 1Hz-4Hz-100Hz-200Hz Acceleration: 0.0001g ² /Hz-0.01g ² /Hz-0.01g ² /Hz-0.001g ² /Hz Grms=1.15g Sweep time: 30 minutes (perpendicular axes each sweep time)
Mechanical Shock	100g, 6mS duration, 1/2 sine wave, 3 shocks each direction along 3 mutually perpendicular planes.
Thermal shock	0.5h@-40°C , 0.5h@+85°C , Note: the changing time < 30 seconds, cycling for 100 times

MECHANICAL DIMENSIONS AND PIN FUNCTIONING

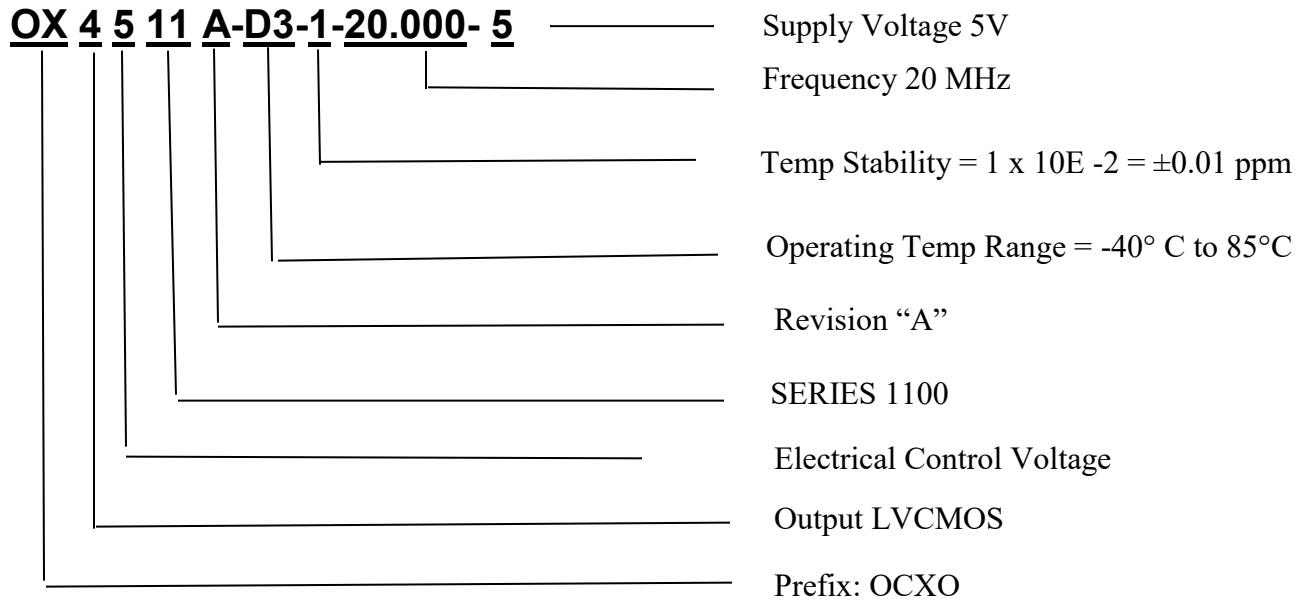


PIN	SYMBOL	FUNCTION
1	N/C or V _C	No connector or Control Voltage
2	N/C	No connect
3	GND	Case/Ground
4	OUTPUT	RF Output
5	N/C	No connect
6	V _s	Supply Voltage

OCXO SERIES IEEE 1100

■ PART NUMBERING SYSTEM

Prefix	Output Type	Cut Type	Series	Revision	Temperature Range	Stability	Frequency	Supply Voltage
OX	4: LVCMOS	1: No Control Voltage 5: Control Voltage	11:1100	A	First letter: Lowest Temperature, Second letter: Highest Temperature: From A=-55°C to Z=+70°C, Then: 1=+75°C, 2=+80°C, 3=+85°C... in 5°C Steps Example: HZ: -20°C to +70°C LZ: 0°C to +70°C D3: -40°C to +85°C	Value x 10E-2 in ppm Example: 0.5= 5 ppb 1= 0.01 ppm	In MHz	3.3



February 2019