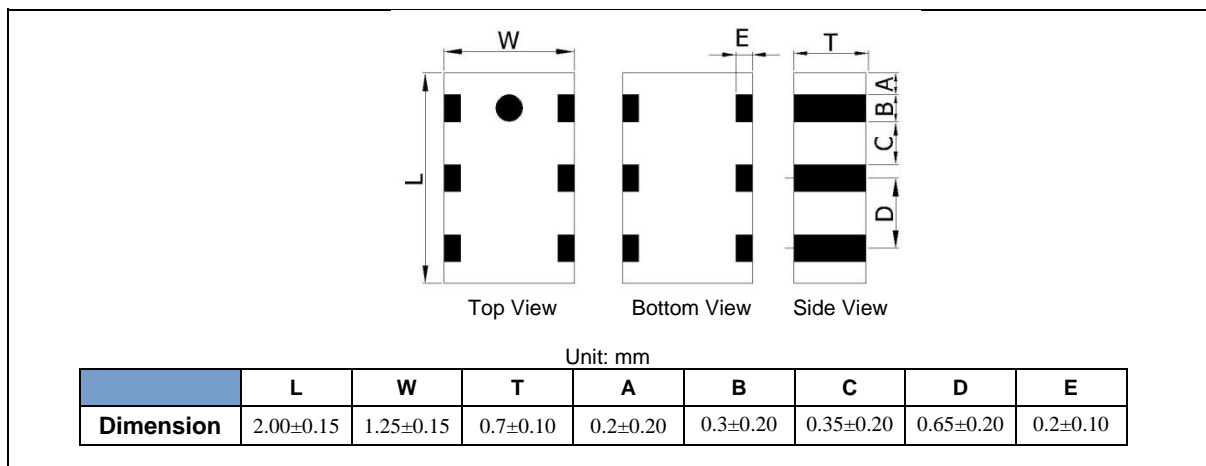


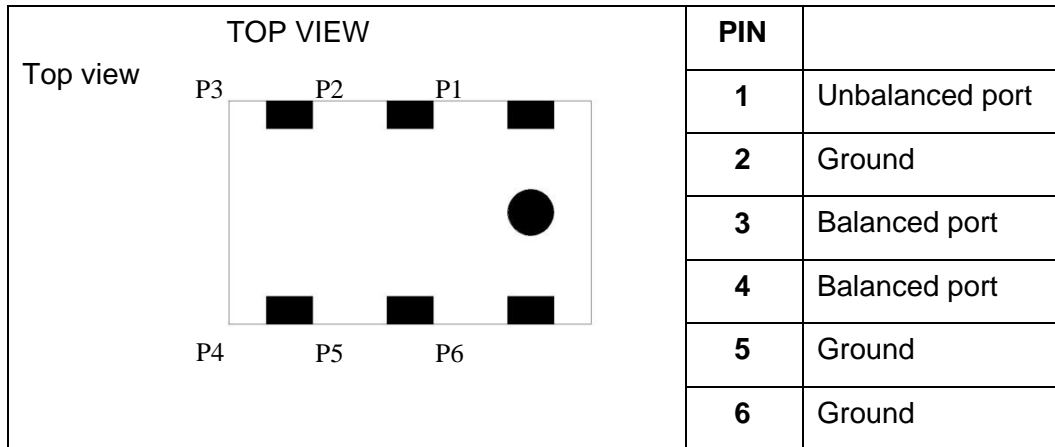
ELECTRICAL SPECIFICATION

SPECIFICATIONS		SPECIFICATIONS	UNIT
Frequency Range		863 ~ 928	MHz
VSWR (max)		1.7	--
Insertion Loss, Max	@ 25°	1.5	dB
	@ -40°C ~ +85°C	1.8	dB
Unbalanced Impedance		50	Ω
Balanced Impedance		100	Ω
Phase Difference		180 ±15	°
Amplitude Difference, Max		2	dB
Attenuation, min	@ 1726 ~ 1856 MHz	30	dB
	@ 2589 ~ 2784 MHz	30	dB
	@ 3452 ~ 3712 MHz	30	dB
Operating Temperature		-10 ~ +40	°C
Storage Temperature		-40 ~ +85	°C

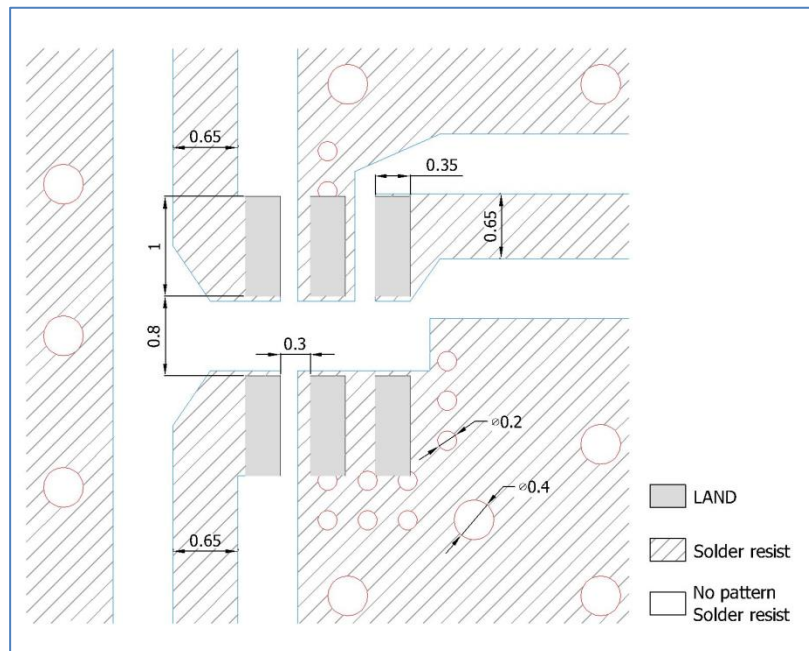
MECHANICAL SPECIFICATION



MECHANICAL SPECIFICATION (Continued)



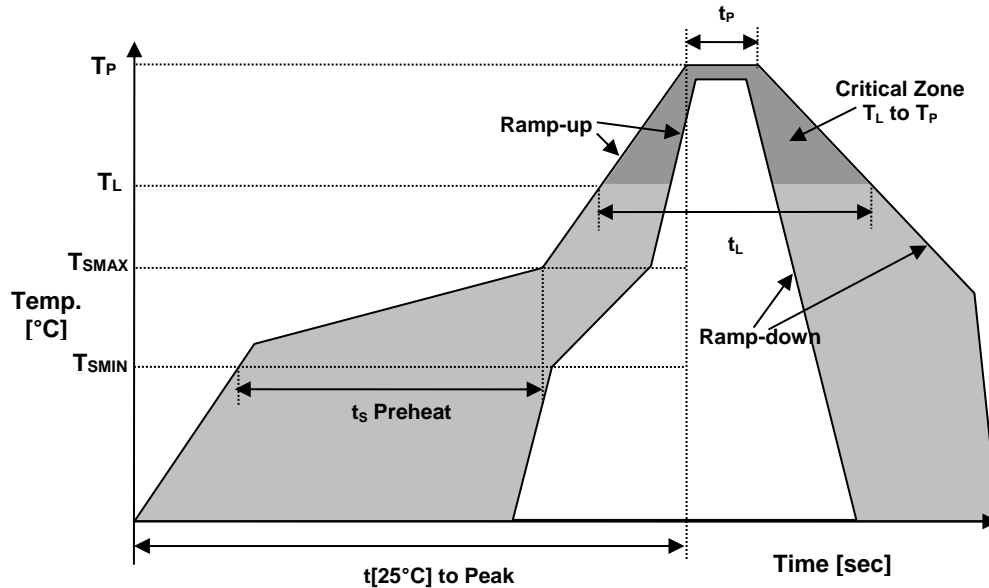
SOLDER LAND PATTERN



Unit : mm

Line width to be designed to match 50 Ω characteristic impedance, depending on PCB material and thickness.

REFLOW PROFILE



Reflow profile		
Temperature Min Preheat	T_{SMIN}	150°C
Temperature Max Preheat	T_{SMAX}	200°C
Time (T_{SMIN} to T_{SMAX})	t_s	60-180 sec.
Temperature	T_L	217°C
Peak Temperature	T_P	250°C
Ramp-up rate	R_{UP}	3°C/sec max.
Ramp-down rate	R_{DOWN}	6°C/sec max.
Time within 5°C of Peak Temperature	t_p	10 sec.
Time $t[25^\circ\text{C}]$ to Peak Temperature	$t[25^\circ\text{C}]$ to Peak	480 sec.
Time	t_L	60-150 sec.

ENVIRONMENTAL

PARAMETER	VALUE
MOISTURE SENSITIVITY LEVEL	1
RoHS2	6/6 COMPLIANT & LEAD FREE
REACH-SVHC	COMPLIANT
HALOGEN-FREE	COMPLIANT
TERMINATION FINISH	Au



March, 2017