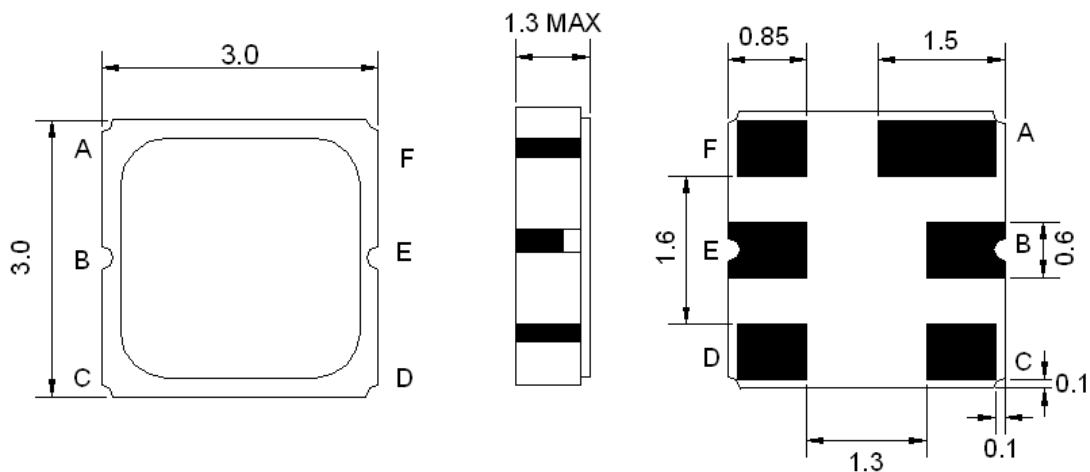


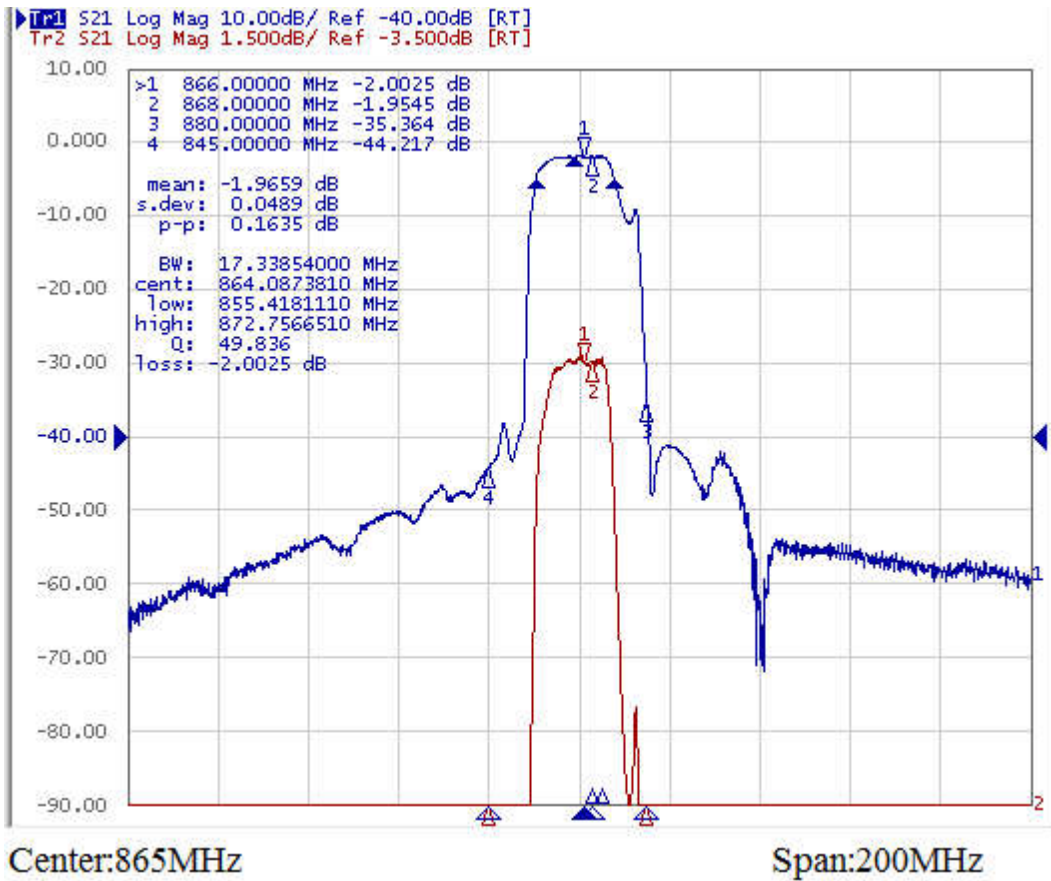
Items		Specification	Unit
Center frequency(Fo)		865.000	MHz
Insertion Loss (866~868MHz), typ/max		2.0 / 2.5	dB
Amplitude Ripple (866~868MHz), typ/max		0.2 / 1.0	dB
Attenuation min/typ	10.0 ~ 830.0 MHz	-40 / -46	dB
	830.0 ~ 845.0 MHz	-32 / -44	dB
	880.0 ~ 884.0 MHz	-20 / -35	dB
	884.0 ~ 887.0 MHz	-36 / -42	dB
	887.0 ~ 965.0 MHz	-40 / -43	dB
	965.0 ~ 1500.0 MHz	-42 / -52	dB
In/Out Impedance		50	Ω
Input power, max		10	dBm
Operation Temperature		-40 to +85	$^{\circ}\text{C}$
Storage Temperature		-45 to +85	$^{\circ}\text{C}$
DC Voltage		10	V

Dimension

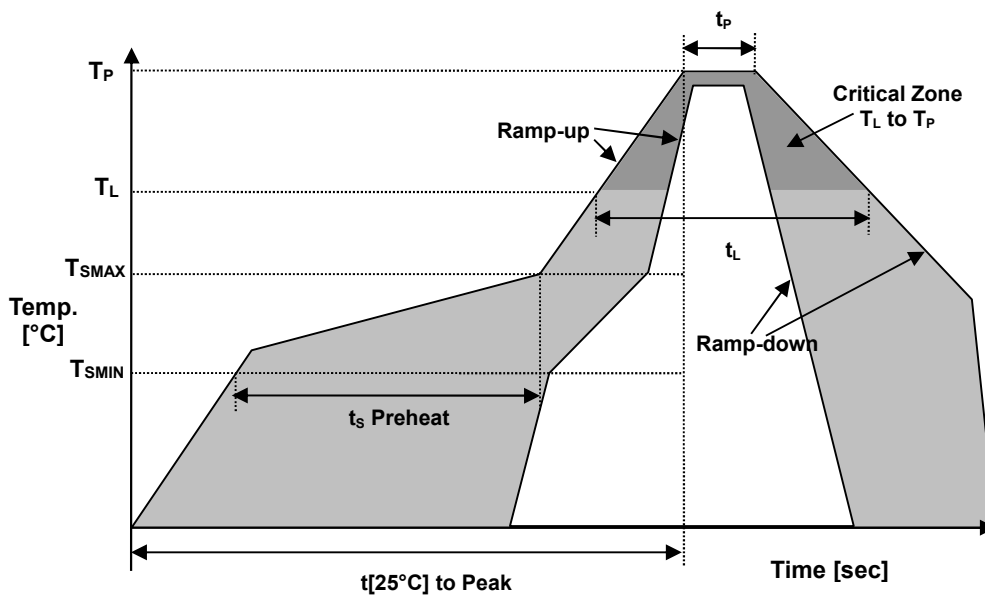


Pin Description	
A, C, D, F	Ground
E	In
B	Out

Frequency Characteristics



REFLOW PROFILE



Reflow profile		
Temperature Min Preheat	T_{SMIN}	150°C
Temperature Max Preheat	T_{SMAX}	200°C
Time (T_{SMIN} to T_{SMAX})	t_s	60-180 sec.
Temperature	T_L	217°C
Peak Temperature	T_P	260°C
Ramp-up rate	R_{UP}	3°C/sec max.
Ramp-down rate	R_{DOWN}	6°C/sec max.
Time within 5°C of Peak Temperature	t_p	10 sec.
Time $t[25^\circ\text{C}]$ to Peak Temperature	$t[25^\circ\text{C}]$ to Peak	480 sec.
Time	t_L	60-150 sec.

Environmental

PARAMETER	VALUE
MOISTURE SENSITIVITY LEVEL	1
REACH – SVHC	Compliant
RoHS 2	6/6

April 2016