



A RAMI TECHNOLOGY Company

GPS/COMPASS/GLONASS SAW FILTER RSFA-1582.400-31240-1411-TR AUTOMOTIVE GRADE

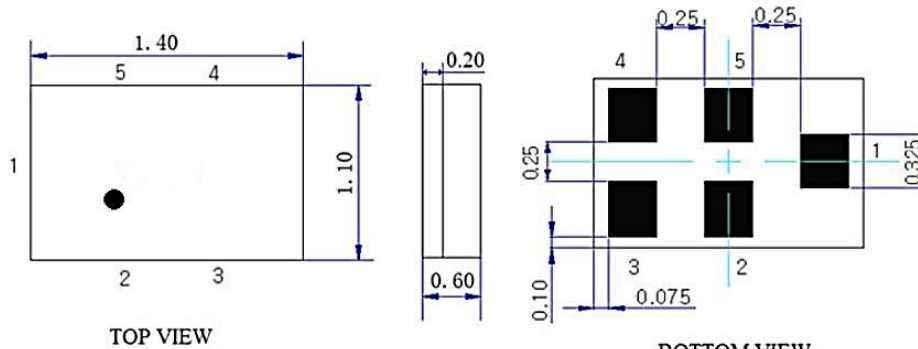
page 1 of 4

Electrical Specifications

Parameters		Value	Unit
Center Frequency (Fo)		1582.400	MHz
Insertion Loss, typ/max	1574.42 ~ 1576.42 MHz	1.3 / 1.8	dB
	1559.05 ~ 1563.15 MHz	1.8 / 2.5	dB
	1597.78 ~ 1605.66 MHz	1.8 / 2.5	dB
Passband Ripple, typ/max	1574.42 ~ 1576.42 MHz	0.2 / 1.0	dB
	1559.05 ~ 1563.15 MHz	0.5 / 1.5	dB
	1597.78 ~ 1605.66 MHz	0.5 / 1.5	dB
VSWR, typ/max	1559.05 ~ 1563.15 MHz	1.6 / 2.2	-
	1573.37 ~ 1577.47 MHz	1.4 / 2.0	-
	1597.78 ~ 1605.66 MHz	1.6 / 2.2	-
Group Delay Ripple, typ/max	1597.78 ~ 1605.66 MHz	5 / 20	ns
Attenuation, min/typ	10 ~ 824 MHz	-38 / -43	dB
	824 ~ 925 MHz	-38 / -42	dB
	1427 ~ 1453 MHz	-38 / -43	dB
	1710 ~ 1785 MHz	-38 / -44	dB
	1850 ~ 1910 MHz	-38 / -44	dB
	1920 ~ 1980 MHz	-40 / -45	dB
	2400 ~ 2500 MHz	-38 / -44	dB
	2500 ~ 2570 MHz	-38 / -44	dB
	2600 ~ 3000 MHz	-30 / -38	dB
4900 ~ 5850 MHz	-25 / -35	dB	
DC Voltage		5	V
In/Out Impedance		50	Ω
Input Power, max (2000h)		15	dBm
ESD Voltage Sensitive Discharge Device	ESD (MM)	50	VDC
	ESD (HBM)	175	VDC
Operating Temperature Range		-40 to +105	°C
Storage Temperature Range		-40 to +105	°C

GPS/COMPASS/GLONASS SAW FILTER RSFA-1582.400-31240-1411-TR AUTOMOTIVE GRADE

Dimension



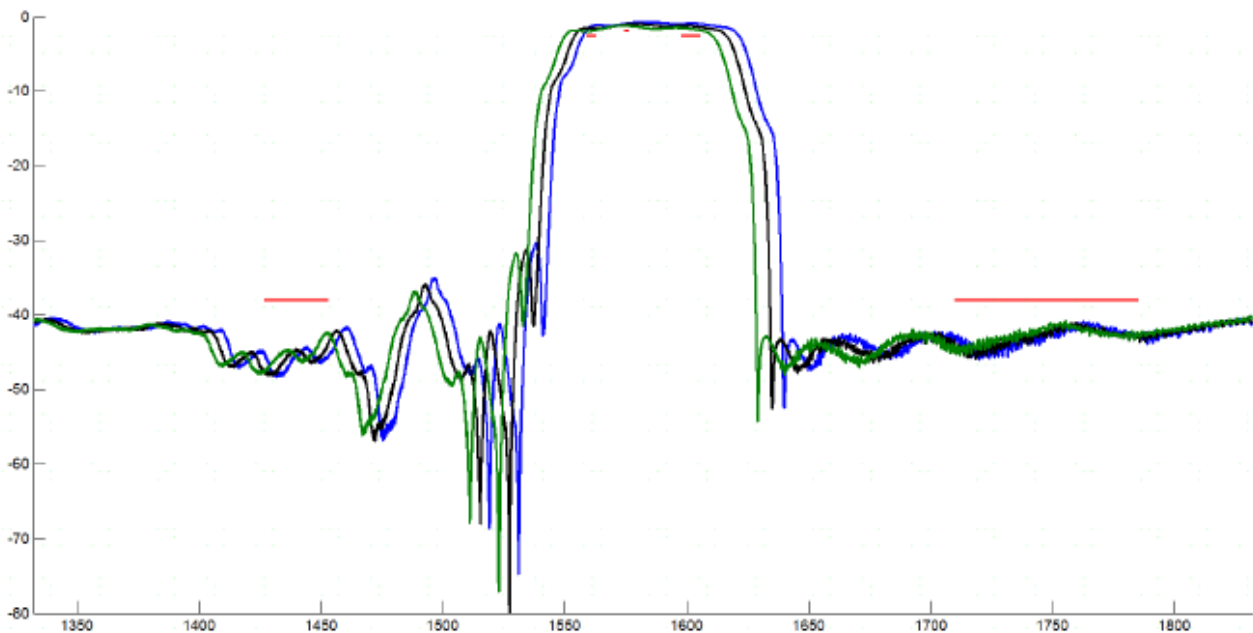
TOP VIEW

BOTTOM VIEW

Pin configuration

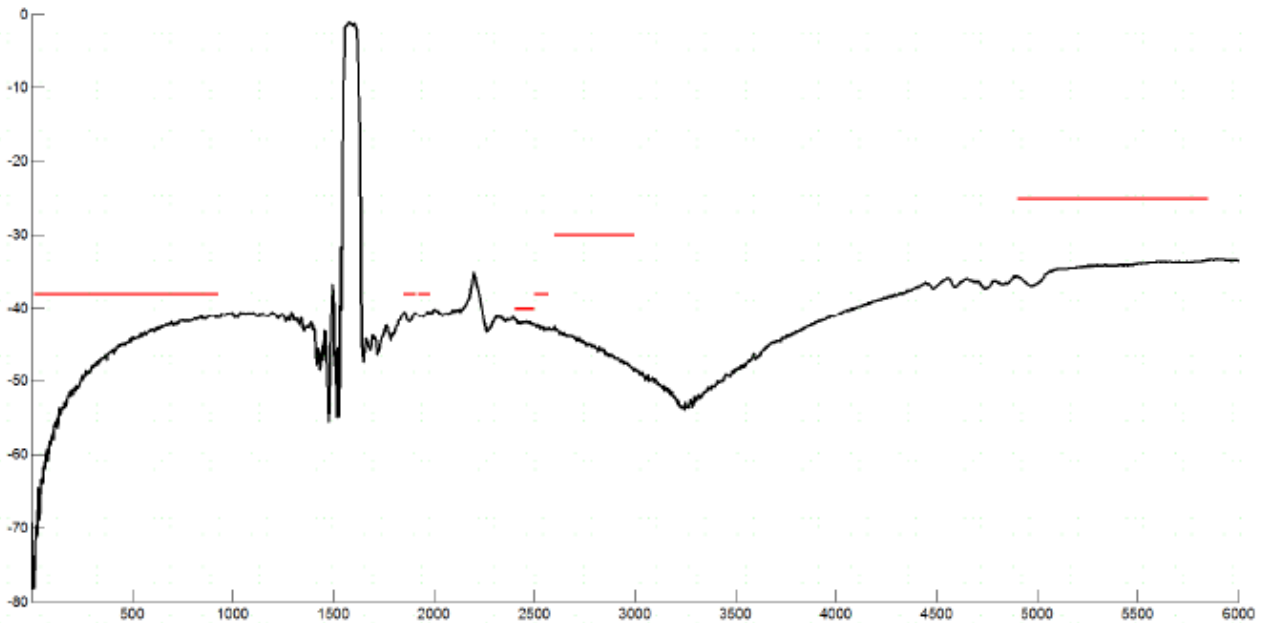
- 1. Input
- 4. Output
- 2,3,5 To be grounded

Frequency Characteristics

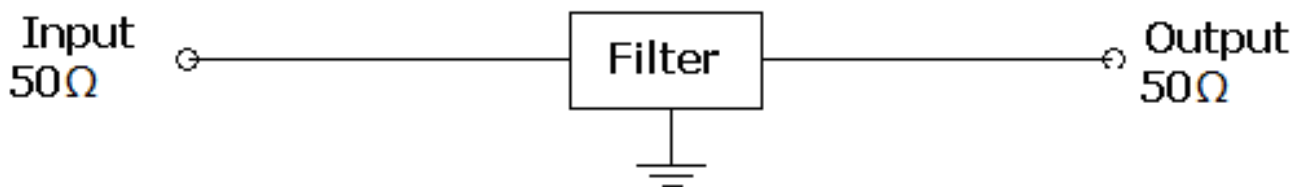


GPS/COMPASS/GLONASS SAW FILTER RSFA-1582.400-31240-1411-TR AUTOMOTIVE GRADE

page 3 of 4



Test Circuit



GPS/COMPASS/GLONASS SAW FILTER RSFA-1582.400-31240-1411-TR AUTOMOTIVE GRADE

Environmental

PARAMETER	VALUE
MOISTURE SENSITIVITY LEVEL	2
TERMINATION FINISH	Au
REACH – SVHC	Compliant
RoHS	Compliant
ELECTROSTATIC SENSITIVE DEVICE	Yes



● APPROVAL

DRAWN BY	AR, November 23, 2022
APPROVED BY	CP, November 23, 2022
REVISION	A, Initial Release
	B, AR, May 31, 2023 Updated the Current Revision Level

Raltron Electronics / RAMI Technology USA, LLC, including its affiliates, employees, agents and other persons acting on its behalf (collectively Raltron/RAMI Tech), disclaim any and all liability for any errors or inaccuracies contained in this data sheet. While Raltron/RAMI Tech has made every reasonable effort ensure the accuracy of all product information, specifications and data contained herein, Raltron/RAMI Tech does not guarantee that the information is accurate, reliable, or current. The product information is provided only for reference purposes only and is subject to change, correction or revision, at any time without notice. Raltron/RAMI Tech does not assume any liability arising out of an application or use of any product described herein and disclaims any warranties expressed or implied. The user of products in such applications shall assume all risks of such use and will agree to hold Raltron/RAMI Tech, harmless against all damages.

Copyright © 2016, Raltron Electronics / RAMI Technology USA, LLC. All rights reserved. No part of this document may be reproduced in any form without the prior written permission of Raltron Electronics / RAMI Technology USA, LLC.