

ELECTRICAL SPECIFICATION

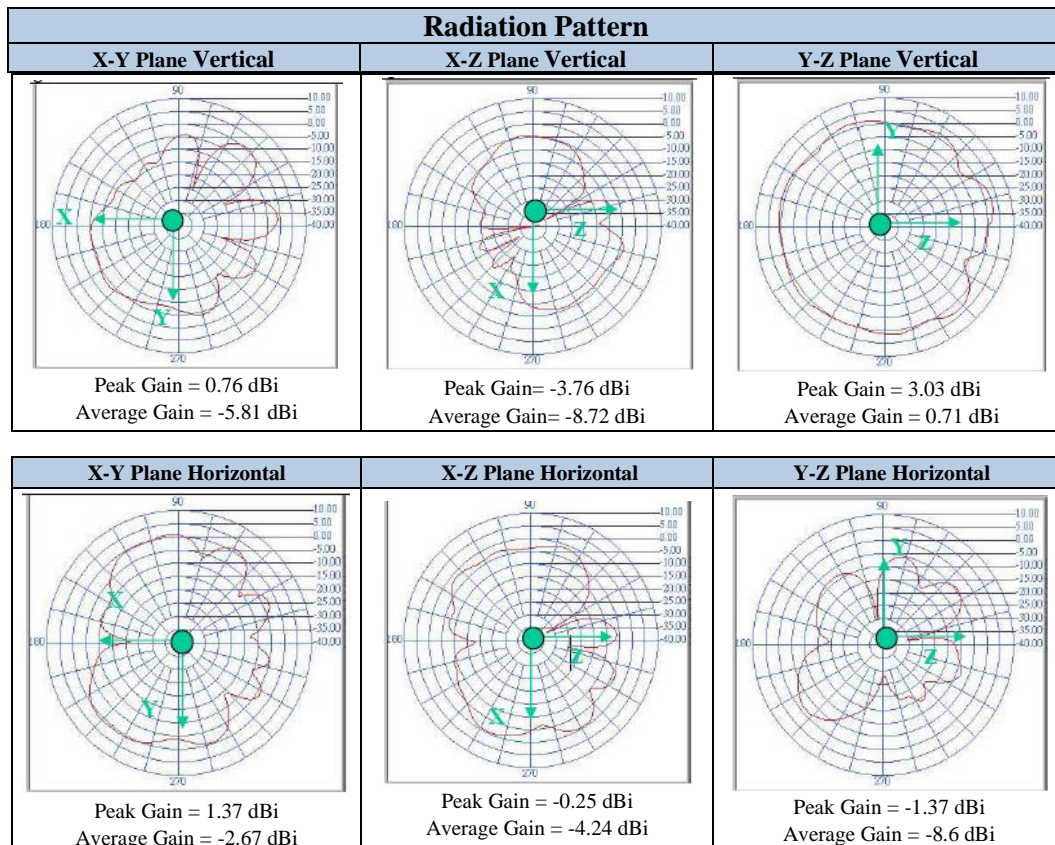
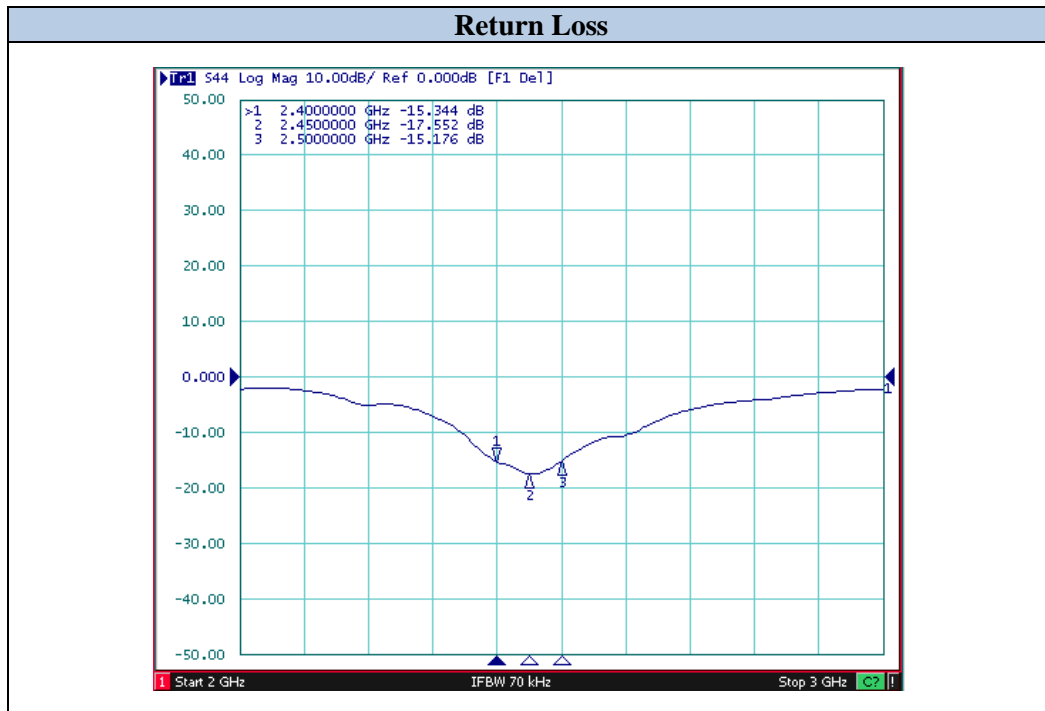
SPECIFICATIONS	SPECIFICATIONS	UNIT
Frequency Range	2.4 ~ 2.5	GHz
Azimuth Bandwidth	Omni-directional	--
Gain, Typical	2	dBi
VSWR (max)	2.0	--
Impedance	50	Ω
Polarization	Linear	--
Rated Power (max)	3	Watts
Maximum Input Power (for 5 minutes)	5	Watts
Operating Temperature	-40 ~ +85	$^{\circ}\text{C}$

MECHANICAL SPECIFICATION

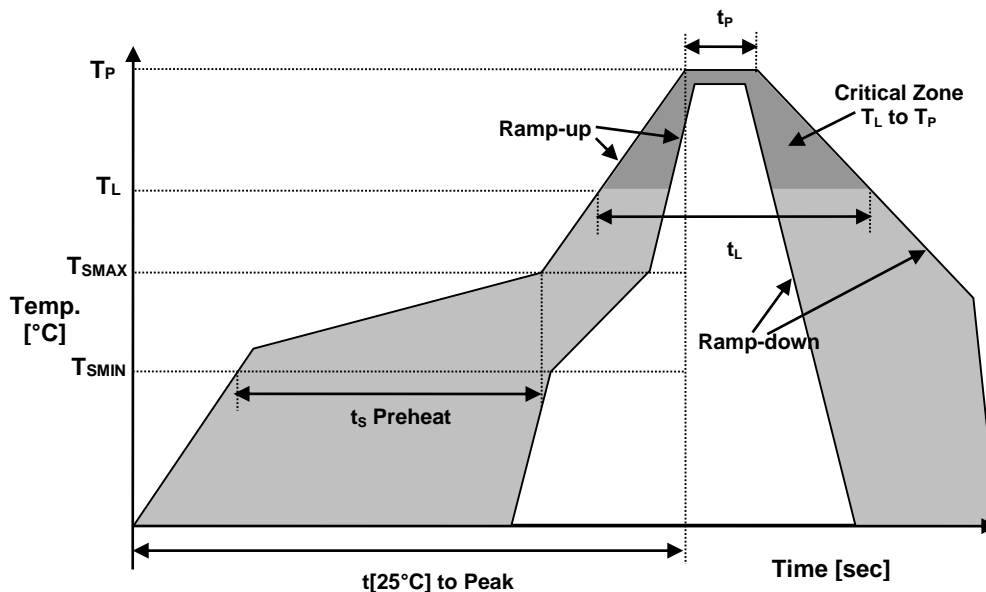
1. Identification mark
2. Soldering terminal
3. Feeding

Unit: mm

	L	W	T	a
Dimension	8.0 ± 0.20	1.05 ± 0.20	0.80 ± 0.10	0.30 ± 0.20



REFLOW PROFILE



Reflow profile		
Temperature Min Preheat	T_{SMIN}	150°C
Temperature Max Preheat	T_{SMAX}	200°C
Time (T_{SMIN} to T_{SMAX})	t_s	60-180 sec.
Temperature	T_L	217°C
Peak Temperature	T_P	250°C
Ramp-up rate	R_{UP}	3°C/sec max.
Ramp-down rate	R_{DOWN}	6°C/sec max.
Time within 5°C of Peak Temperature	t_p	10 sec.
Time $t[25^\circ\text{C}]$ to Peak Temperature	$t[25^\circ\text{C}]$ to Peak	480 sec.
Time	t_L	60-150 sec.

ENVIRONMENTAL

PARAMETER	VALUE
MOISTURE SENSITIVITY LEVEL	1
RoHS2	6/6 COMPLIANT & LEAD FREE
REACH-SVHC	COMPLIANT
HALOGEN-FREE	COMPLIANT
TERMINATION FINISH	Au



May, 2016